



FREE GIFT*

Festive fairy gift tag kit with 8 designs to stitch!

* Gift available with print edition only

£1,035
in prizes to be won!*

*UK ONLY



Quick and easy!
50 CUTE GIFT IDEAS

www.cross-stitching.com

Cross Stitch

For cross stitch addicts just like YOU!



Joan Elliott exclusive!



Christmas charm
Stitch this vintage scene



Winter robin
Make a stunning wreath



The Snowman™
AND THE SNOWDOG

EXCLUSIVE



Let it snow!

Start the festive fun with The Snowman and friends

Try modern chalk tags!



Send these special cards



Create merry messages!



Cosy winter animals



Christmas 2016/
Issue 222 £4.99
IMMEDIATE MEDIA

Meet the team

Look out for these friendly faces inside *Crazy* – they're all mad about cross stitch, too!



Steph Maskery
Art Editor

This month...
"I'm loving the smiley faces of the kawaii designs on page 16"



Alison Maney
Production Assistant

This month...
"The vintage lady design on page 10 is so lovely, I'm going to have a go!"



Leela Roy
Designer

This month...
"The signs with holiday rules on page 38 should keep my family in check!"



Fiona Baker
Technical Editor

This month...
"I'm into the Scandi look so the animals in jumpers on page 58 are for me"



Abi Barker
Charting Editor

This month...
"My mum will love the round robin wreath on page 64 that I'm making for her!"



Heather Nugent
Charting Assistant

This month...
"The blackboard ABC on page 51 would be perfect for my new kitchen!"

Contact
crazy

www.facebook.com/crossstitchcrazy

www.twitter.com/crazy_magazine

www.cross-stitching.com

0117 314 8360 Fax 0117 934 9008

Cross Stitch Crazy

Immediate Media Company Bristol Ltd,
2nd Floor, Tower House, Fairfax Street,
Bristol BS1 3BN

Download our app!

Take *Crazy* with you wherever you go! Visit the app store on iTunes, Google Play, Amazon or Zinio to download our digital issues today.



NEVER MISS AN ISSUE!

Welcome...



... to the Christmas edition of *Crazy*! I'm so pleased to be joining the team at such an exciting time of year – and we have so many fab new projects this month for you to try! Capture the season's magic by stitching *The Snowman*

by DMC on page 28. Continuing the snow theme is our exclusive design by Joan Elliot – a pretty Victorian lady wrapped up in winter furs on page 10. Ready for a large stitch but want to keep it simple? Try out Durene Jones' stunning robin wreath on page 64.

We adore Christmas at *Crazy* because it's another opportunity to show off our stitching skills! The kawaii cuties in bright pastels on page 16 would make fabulous cards or tree decorations to impress family and friends. Not forgetting the irresistibly charming Christmas kittens on page 73! Meanwhile, encourage your little ones to get stitching in the holidays with four cute animals in knitted sweaters on page 58. Switch on the Christmas lights and grab your aida and threads – it's time to stitch!

Rachel X

16



73



10



SAVE WHEN YOU SUBSCRIBE to the digital edition

Download on the App Store

GET IT ON Google play

Available on amazon apps kindle fire

zinio™

TURN TO PAGE 32 TO FIND OUT MORE



After your one month trial your subscription will continue at £2.99 per month

Inside...

Your Christmas issue of *Crazy*



6

EXCLUSIVE!



10



38



28

The Snowman AND THE SNOWDOG

MustStitch

- 6 Your free gift**
Add some sparkle with Sugar Plum Fairy gift tags
- 10 Exclusive!**
Joan Elliot's vintage Victorian lady in furs
- 16 50 gift ideas**
Get cutesy with kawaii Christmas characters

- 27 Celeb stitch**
Swoon over the gorgeous Joseph Gordon-Levitt
- 28 Special**
Stitch a classic with *The Snowman* and friends
- 34 Crazy for...**
Nativity scenes!
- 38 Take your pick**
Emma Congdon's Xmas rules bring festive cheer
- 43 Mini makes**
Make a delicious gingerbread house!

- 51 One nighters**
A cool and contemporary blackboard abc to try
- 58 Crazy kids**
Stitch cute animals into their own little jumpers!
- 64 Stitch with...**
Durene Jones!
- 68 Challenge Lucie...**
...with original chart requests from readers!
- 73 Simply 7**
Super cute Christmas cat cards to make!

16



73



27



* Gift available with print edition only

YOUR FREE GIFT!*

SUGAR PLUM FAIRY GIFT TAG CHARTS

Stitched on bright and sparkly aida!



51



64



58

MustRead

- 8 Reader panel**
Get to know three readers throughout the issue!
- 22 Letters**
Read the latest stories from our talented readers
- 37 Stitch and chat**
All the latest gossip and stitcky trends!

- 47 ShoppingHeaven**
Last-minute gifts for gorgeous stocking fillers
- 49 Crazy's angels**
Your questions answered
- 55 Join us online**
Find out what stitchers are buzzing about on the web!
- 70 Track it down**
Challenge Sherlock Anne!

- 78 Guidelines**
Learn how to cross stitch

- 82 Just for fun**
Get zen with your stitching!

MustWin

- 63 Enter to win**
£990 in prizes for you!
- 77 Teabreak**
Solve the puzzles to win

MustBuy

- 14 Must haves**
Fab new stitcky buys
- 32 Subscribe to Crazy**
...for a free one month trial!
- 42 Back issues**
Complete your collection
- 80 Next month**
Coming up in issue 223

£990
OF PRIZES TO
BE WON!



63



FreeGift



GIFT AVAILABLE
with print edition
of issue 222 only
CALL 0844 844
0385 TO BUY!

*Dress up your gifts with
a pretty stitched fairy!*

Your free gift Fairy gift tag kit!



Dance along with these charming little fairies and add a touch of sparkle to your Christmas presents!

Inspired by *The Nutcracker* ballet, these dainty fairies by Lucie Heaton are sure to add a sprinkling of magic to your Christmas stitching! The kit contains all you need to make eight coordinating gift tags – including luxury sparkling aida and festive silver threads – or you can turn the charts below into a multitude of mini presents for your friends and family.

Each twirling character is stitched in shades of pink and purple, giving you the chance to vary your festive colour palette. You can easily layer them onto the ready-made tags included in your

kit, then finish each one with a length of candy-striped baker's twine – now your gifts will glimmer and shine under the Christmas tree!

These blonde cuties are perfect projects for beginners, requiring whole stitches and backstitch only. Why not use the holidays as an opportunity to spend some quality time teaching your stitching techniques to a little one in the family? And if in the end you truly can't bear to part with these adorable dancers, you can proudly hang them on your tree instead of giving them away as gift tags! ●

Fairies

✦ Cross stitch in two strands

	DMC	Anchor	Madeira	Colour
●	210	108	802	lilac
÷	211	342	801	light lilac
■	604	55	614	pink
♥	605	1094	613	light pink
★	725	305	113	yellow
☺	726	295	109	light yellow
☺	948	892	306	peach
☾	3756	1037	2504	baby blue

✦ Backstitch in one strand

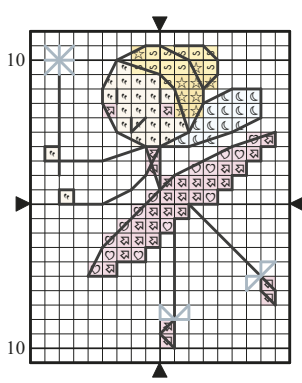
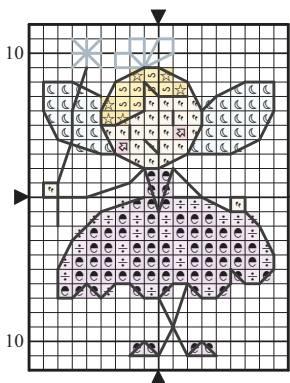
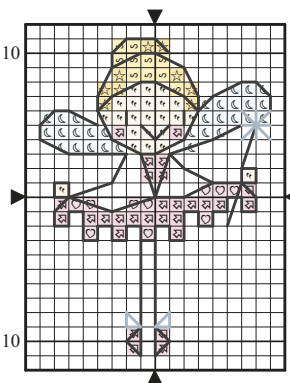
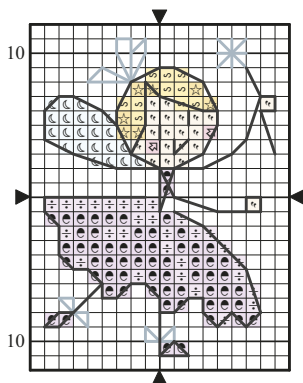
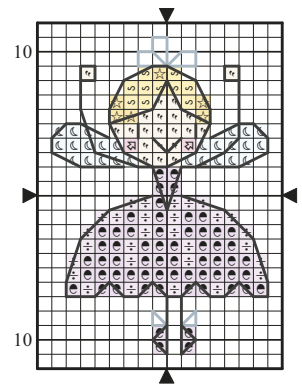
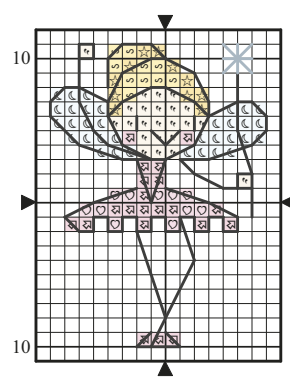
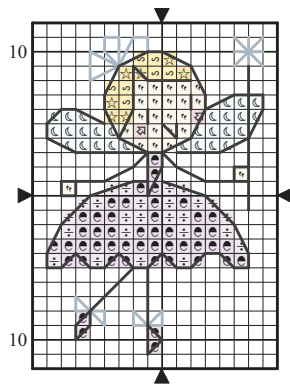
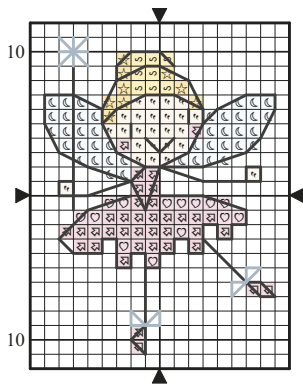
—	3799	236	1713	grey
—	E677	(DMC Light Effects)		white gold

✦ Whole stitches only

Max. stitch count 22 (h) x 16 (w)

Design area on 14-count fabric 4x3cm (1½x1¼in)

Stitched by Sarah Heys



Over to you...

These stitchers are this month's reader panel stars, so keep an eye out for their comments throughout the issue!



Caroline Wayne Kent

How would you describe your stitching style?

My stitching style is very organised, but my threads are all over the place! I like

to change the design sometimes and add embellishments.

Which designer would be your dream dinner party guest?

Joan Elliott. Her designs are so vibrant, so I would love to see if her personality is too!

What occasion gets your needle twitching?

Halloween and Christmas! I'm currently working on a spooky Halloween tree to decorate with cross stitch baubles!

What project are you most proud of?

My Lauren Bacall project from *Crazy* issue 214! It was my biggest project so far and I stuck to it. I also love the black and white colour scheme, which was a challenge!



Jen Campbell Kent

How cross stitch crazy are you?

It's all I do in the evening! I'm halfway through a project, and I'm already excited about my next!

Who is your favourite character to stitch?

At the moment it's cartoony dragons.



Amy Carter Birmingham

Who do you most like to stitch for?

It sounds selfish, but I most like to stitch for myself!

Not many people appreciate the effort.

Who taught you to stitch, and how long ago did you start?

My mum tried to teach me when I was about 10, but since I'm the only left handed person in my family I ended up teaching myself!

What project are you most proud of?

I'm most proud of my lynx in a snowy tree. It was the largest one I had attempted at the time, and it also sparked my love of stitching realistic big cats.

How would you describe your own stitching style?

I think my style is quite relaxed. I love to stitch larger designs so I'm very patient!

When I'm not cross stitching, you'll find me...

Spending time with my horse or out off-roading in a Land Rover.

Which celeb would you most like to stitch?

Daniel Radcliffe as Harry Potter from my favourite childhood film series. I'm as crazy about *Harry Potter* as I am about stitching!

What occasion gets your needle twitching?

Definitely Christmas! I just love making cards a bit more personal to each person, something they might keep rather than just recycle.

We want to hear from you...

If you'd like to feature in *Crazy*, email crazyreaderpanel@cross-stitching.com or send a letter marked 'Reader panel' to the address on the right. We'll need your name, email address and a photo of yourself – if you're featured you'll receive a mystery stitchy prize!

CrossStitch crazy

EDITOR Rachel Beckwith
rachel@cross-stitching.com
ART EDITOR Stephanie Maskery
PRODUCTION ASSISTANT Alison Maney
DESIGNER Leela Roy
TECHNICAL EDITOR Fiona Baker
CHARTING EDITOR Abigail Barker
CHARTING ASSISTANT Heather Nugent
PHOTOGRAPHY Steve Sayers
MODEL www.gettyimages.co.uk
CONTRIBUTORS Poppy Benner, Emma Congdon, Maria Diaz, Helen Dorritt, Joan Elliott, Lucie Heaton, Mollie Johanson, Diane Hollands, Durene Jones, Carol McCormick, Cheryl McKinnon, Lucie Wood
GROUP ADVERTISEMENT SALES MANAGER Penny Stokes
SENIOR BRAND SALES EXECUTIVE Justine Hall ☎ 0117 300 8154 justine.hall@immediate.co.uk
JUNIOR DIRECT MARKETING EXECUTIVE Joe Jones
PRODUCTION DIRECTOR Sarah Powell
PRODUCTION MANAGERS Emma McGuinness, Siân Rodgers
BUYING TEAM Paul Torre, Corinne Mellerup, Karen Flannigan
PUBLISHING DIRECTOR Cath Potter
CHAIRMAN Stephen Alexander
DEPUTY CHAIRMAN Peter Phippen
CEO Tom Bureau
MANAGING DIRECTOR Andy Marshall
HEAD OF LICENSING & SYNDICATION Joanna Marshall
DISTRIBUTION Dovetail Services
PRINTED IN ENGLAND BY William Gibbons
REPROGRAPHICS Tony Hunt, Chris Sutch, Rob Fletcher

For all UK subscription orders enquiries, back issue and binder sales, please call ☎ 0844 844 0385 or email crossstitchcrazy@servicehelpline.co.uk

To subscribe online, log on to www.buysubscriptions.com/crazy
For overseas subscriptions, please call ☎ +44 (0)1795 414 676 or email crossstitchcrazy@servicehelpline.co.uk

Annual subscription rate for 13 issues: UK £49.99, ROI £48.60, Europe £48.60, rest of the world £62.10.

We are happy for you to photocopy our charts as long as it is for personal use only. No part of the magazine may be resold without permission. You can photocopy subscription, mail order coupons and competition entry forms (one per reader please).

Cross Stitch Crazy is published by:

IMMEDIATE MEDIA C²

Immediate Media Company Bristol Ltd, 2nd Floor, Tower House, Fairfax Street, Bristol BS1 3BN. Tel: 0117 927 9009

abc 16,960 combined print and digital total (1st January to 31st December 2014) www.abc.org.uk

Immediate Media Company Bristol Ltd is dedicated to producing the very best consumer specialist interest magazines, edited and designed to inform our readers, enhance their lives and give them the best value for money possible. Please visit www.immediate.co.uk for details of our other publications. We take great care to ensure all elements of *Cross Stitch Crazy* are accurate. However, we accept no liability for any misprints or mistakes that appear in this magazine. All prices quoted are correct at the time of going to print.

© Immediate Media Company Bristol Ltd

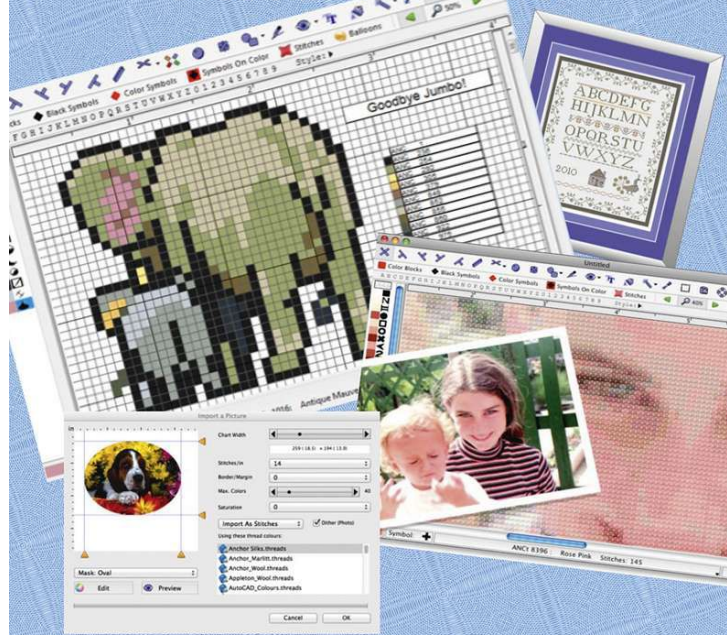
Immediate Media Company Bristol Ltd is working to ensure that all of its paper is sourced from well-managed forests. This magazine can be recycled, for use in newspapers and packaging. Please remove any gifts, samples or wrapping and dispose of it at your local collection point.



MacStitch / WinStitch

from Ursa Software
cross stitch for *your* computer

2016 editions out now!



Prices from 25 to 40 pounds.
Demo version available free.
www.ursasoftware.com

Sheena Rogers designs

Mini Cushion Cross Stitch Kits

Each kit includes: 14ct Aida, velvet backing fabric, ready-sorted DMC threads, needle, b&w symbol chart and full instructions. Design sizes: 5 1/4" square.



Vive la France
Kit Price:
£13.99



Ancient Greece
Kit Price:
£13.99

plus p+p per order

For the full range of Mini Cushion Cross Stitch Kits please visit my website:
www.sheenarogersdesigns.co.uk

Cheerful CROSS STITCH



From a young age, I have been interested in colour, fabric, and wool. My designs of animals and birds are very well suited to cross stitch as it brings my ideas to life in a simplified and fun manner.

Cross stitching with chunky wool is so much fun, because it enhances both colour and shape... I love it!

www.cheerfulcrossstitch.etsy.com

APERTURE CARDS

— For Every Occasion —



Craft Creations
www.craftcreations.com

CRAFT dept.com

Threads, embroidery materials, buttons, embellishments, felt, ribbons, and much, much more...

We sell the best craft products at competitive prices with excellent customer service and speedy delivery.

www.craftdepartment.com

WINNER
DESIGNER OF THE YEAR
Craft Hobby & Stitch International Awards 2007

WINNER
DESIGNER OF THE YEAR
Craft Hobby & Stitch International Awards 2008

British Craft Awards 2014
AWARDED WINNER

Michael Powell
CROSS • STITCH • ART

Origin Craft Awards 2014
AWARDED WINNER

Origin Craft Awards 2015
AWARDED WINNER

Origin Craft Awards 2016
AWARDED WINNER

Origin Craft Awards 2017
AWARDED WINNER

Origin Craft Awards 2018
AWARDED WINNER

Origin Craft Awards 2019
AWARDED WINNER

Origin Craft Awards 2020
AWARDED WINNER



Planning for Christmas?




Offers and new designs!!!
Charts and Kits

6, Vere Street, Roath, Cardiff CF24 3DS Wales, UK
Tel: +44(0) 2920 496000
info@michaelpowellart.co.uk
www.michaelpowellart.co.uk

Ruffles in red

Capture Joan Elliott's elegant lady in scarlet as she strolls through the snow to a grand Victorian Christmas party!

Exclusive to Crazy!

Glamour is timeless, particularly when it appears as one of Joan Elliott's sophisticated women of yesteryear. This stylish lady is depicted making her way through the winter snow, with a fur wrap floating freely over her shoulders. Made of whole stitches, beads, fractionals and backstitch, she'll be the perfect companion for anyone looking for a challenge this

Need to know

Stitch Time

40 hours (approx)

Stitch Types

Whole cross stitch, fractionals, backstitch, beads

winter! Complete the design by adding an antique-style frame, then hang in pride of place above a festive mantelpiece. ●

ShoppingList...

Threads - Stranded cotton as listed in the key

Needle - Size 24 tapestry needle, beading needle

Beads - Mill Hill seed beads as listed in the key. To buy, visit www.craftdepartment.com or call ☎ 01539 823 199

Fabric - DMC 14-count blue iridescent aida (800) measuring 35x30cm (13³/₄x12in). To buy, visit www.sewandso.co.uk or call ☎ 0800 013 0150

Extras - Frame of your choice with a minimum aperture of 25.5x19cm (10x7¹/₂in)



Pick a colour in the stitch and use it for your frame!



ReaderSays...



As soon as I saw the vibrant red and vintage look, I knew this was the stitch for me!

It would look simply stunning on a Christmas mantelpiece.

Caroline Wayne, Kent

Victorian lady

✦ Cross stitch in two strands

	DMC	Anchor	Madeira
∩	blanc	2	2402
J	318	399	1801
⊠	321	9046	510
⊞	415	398	1802
♥	498	1006	513
⊠	640	393	1905
*	644	830	1814
⊠	869	375	2105
+	945	881	2309
3	951	1010	2308
▼	986	246	1404
\$	987	244	1403
◇	989	241	1401
Q	3032	903	2002
⊠	3752	1032	1708
∩	3753	128	909
∩	3770	1009	2314
⊠	3799	236	1713
A	3801	1098	411
x	3829	901	2210

✦ Backstitch in one strand

—	321	9046	510
—	869	375	2105
—	898	360	2006
—	3799	236	1713

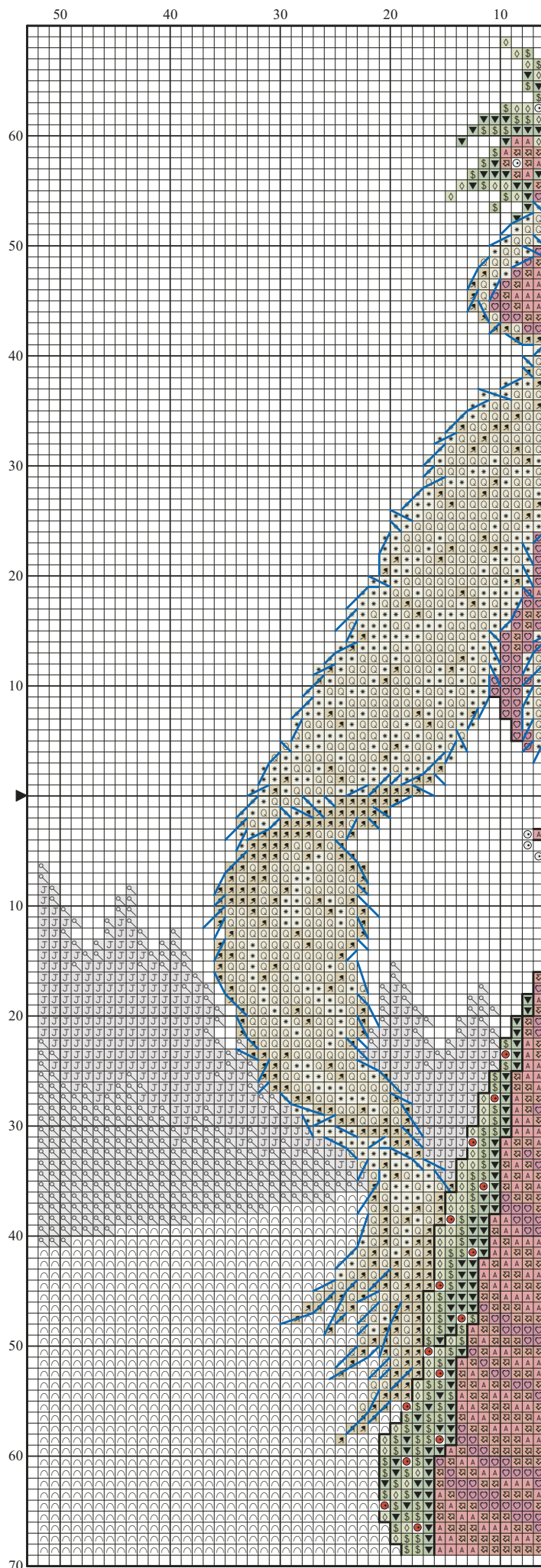
✦ Mill Hill beads

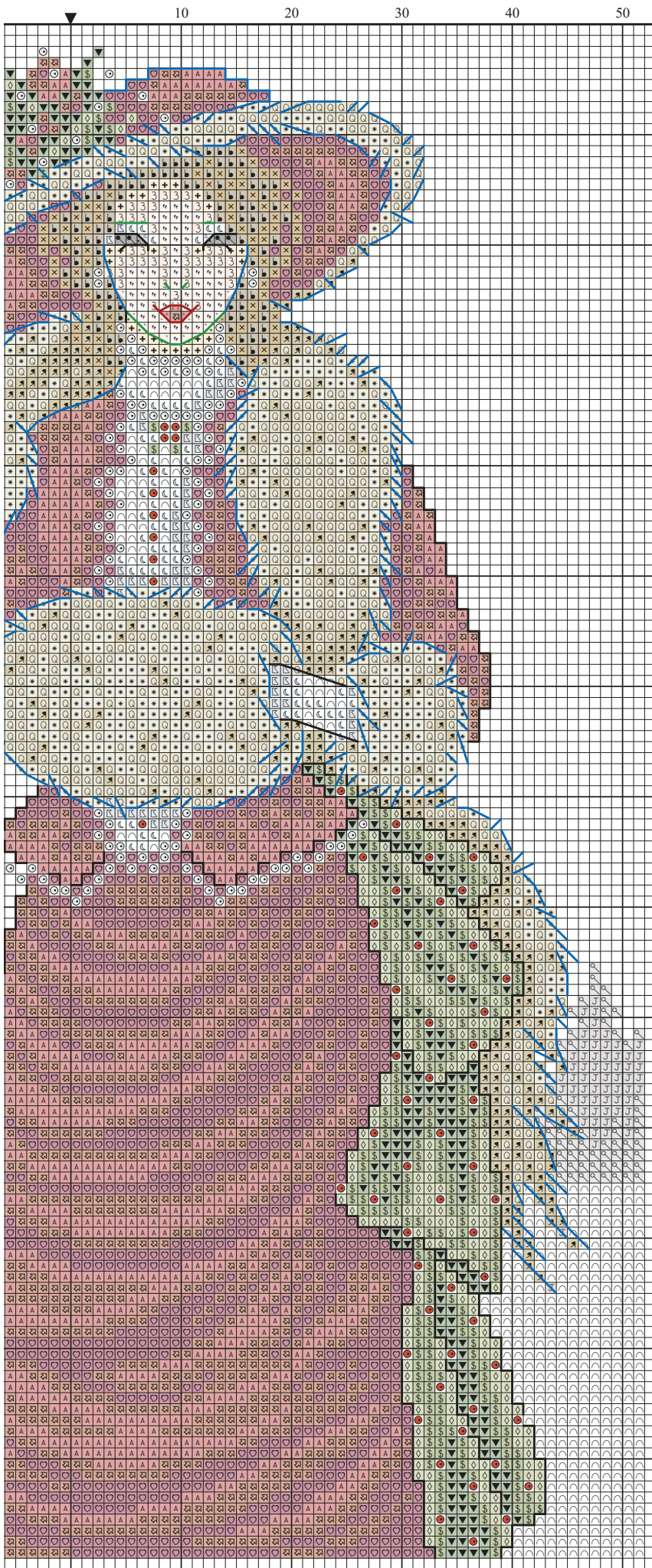
○	00479		
●	03049		

✦ Contains fractionals

Stitch count 138 (h) x 104 (w)
Design area on 14-count fabric
25x19cm (9³/₄x7¹/₂in)

Stitched by Glenda Dickson





There's More

Obsessed with glam Christmas ladies? Discover even more stylish stitching with these fab kits! Take your pick, or add them all to your must-stitch list...



▶ **Scarlett** by John Clayton, 18.5x26.5cm (7½x10½in), £25.70 for a kit from Heritage Crafts



◀ **Yuletide Delights** by Lesley Teare, 20.3x36.1cm (8x14in), £4 for chart from Lesley Teare



▶ **Victorian Christmas Lady** by Shannon Wasilieff, 134x153cm (52¾x60¼in), £10 for a chart from Shannon Christine Designs

Crazy tip

Made a mistake? Unpick your threads using the blunt end of your needle!

Fill in the blanks

Stock up on these essential aperture cards from Hobbycraft and frame your stitching in style! You can buy a pack of four cards and envelopes in the colours shown for £1.50, each measuring 9x11.5cm (3½x4½in). The trifold design makes it easy to safely mount your stitching inside – perfect!

To buy, visit www.hobbycraft.co.uk

Mother Mary

If you're keen to stitch a religious-themed project over the holidays, I've found these vibrant Virgin Mary portraits by Luca-S for you to try. Both measure 20.5x30.5cm (8x12in) and prices start from £32.36.

To buy, visit www.sewandsocraft.co.uk or call 0800 013 0150



This month's Must-haves

Ready for Christmas? Alison satisfies all your holiday stitching needs with her favourite Yuletide picks!



Tags and trinkets

Get started on your Christmas tree decorations with this handy little kit from MKDesignArt! For £5.95 you'll receive aida, felt, five charts and instructions, plus DMC threads.

To buy, visit www.etsy.com/uk/shop/MKDesignArt



Silent night

Make it snow this Christmas by stitching a calm countryside scene – this winter village is worked on navy blue 28-count linen, outlined in gold thread and trimmed with beads. The 12x20cm (6x8in) kit costs £13.75 and comes with everything you need to make and send a very special card! Alternatively, frame it in gold to bring a sprinkle of magic to your own home.

To buy, visit www.coleshillcollection.com or call 0800 007 6550



My pudding

Modern cross stitch site The Bellwether may be closing its online doors, but its cute designs still survive on Etsy! Luckily Kawaii Christmas Pudding is still available for £3.60 as a 6.35cm (2½in) easy instant download. Turn this tasty little guy into an ornament as suggested, or use the versatile motif to make a table runner, some bunting, cards, badges and more. Delightful and delicious!

To buy, visit www.etsy.com/shop/TheBellwetherUK

Snuggles in snow

Craft a cosy keepsake for the winter months! Lovable duo Belle and Boo will warm your heart with this cute 'Winter Hug' design. It's best suited to confident stitchers, as it measures 28x28cm (11x11in) and is meant to be stitched on blue linen instead of aida. However, those up to the challenge will be rewarded with a timeless piece to share with family members this Christmas. Bring it out every year for a special stitchy treat!

To buy, visit www.belleandboo.com or call ☎ 01179 246 382



Candy land

Sink your teeth into this colourful kit by mini cushion expert Sheena Rogers! The Gingerbread Sweet Treats cross stitch kit is a cookie and candy explosion, a project that's perfect either for your own festive décor or as a sweet holiday gift! The kit comes with everything you need to stitch a festive pillow case – just add your own choice of cushion inside. The final stitched project will measure 14.7x14.7cm (5¾x5¾in) and is sure to add zany flavour to your Christmas stitching!

To buy, visit www.sheenarogersdesigns.co.uk



3 OF THE BEST... Thread cutter pendants

FLOWER POWER

It's a classic! This floral thread cutter pendant by Clover, based on an antique design, holds a sharp circular blade between two sides of a pretty zinc pendant, which comes in either an antique silver or antique gold finish. Best of all, you can even take this pretty necklace on a plane! Buy for £7.86 from Sew and So.

To buy, visit www.sewandso.co.uk or call ☎ 0800 013 0150



CHIC SLICER

DMC fans can now wear their favourite brand with pride with this handy thread cutter! This pendant displays the prestigious brand name in a silver finish and costs just £6.39. As with any thread cutter pendant, you simply slide your thread through any slot to cut it on the blade. You'll be prepared to stitch anywhere!

To find your local stockist, visit www.dmccreative.co.uk or call ☎ 01162 754 000



CUT AND COLOUR

One of the prettiest and most discreet thread cutter pendants we've seen, the Bohin Jewel Couture design features a wavy lime and orange pattern – so you can go from craft room to catwalk in a flash! Costing £14.55, this practical pendant will keep you stitching and stylish at the same time.

To buy, visit www.cottonpatch.co.uk or call ☎ 01217 022 840



50 Festive Kawaiï Gift ideas



Raise a smile or two this Christmas with these adorable designs, inspired by Japan's distinct style of cuteness!
Designed by Mollie Johanson

Even Christmas has been taken over by the kawaii craze! In this world, anything can have a smile, from cookies and candy canes to ornaments and sleighs! These wee projects are super trendy, and they don't require much experience to stitch. If you can form whole stitches and a bit of backstitch, you're off like Santa's sleigh! Best of all, they're small enough for you to stitch one for everyone on your gift list. ●

Need to know

Stitch Time

2-5 hours each

Stitch Types

Whole cross stitch, backstitch

Shopping List...

Threads - Stranded cotton as listed in the key

Needle - Size 24 tapestry needle

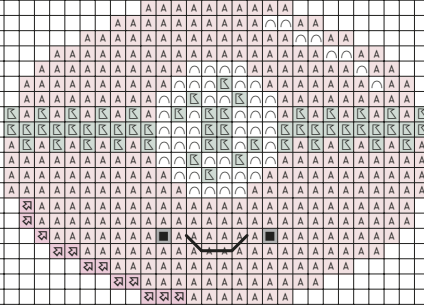
Fabric - Zweigart 14-count white aida measuring a maximum of 15x15cm (6x6in) for most designs, and Zweigart 14-count 5cm (2in) wide white aida band. To buy, visit www.sewandso.co.uk or call ☎ 0800 013 0150

Extras - Craft Creations creative hammer pale pink multi aperture card (AP75U). To buy, visit www.craftcreations.com or call ☎ 01992 781 900. All other items available from local stores or handmade






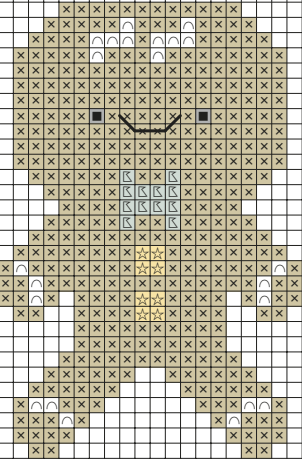
1



2



3



Kawaii Christmas

✦ Cross stitch in two strands

	DMC	Anchor	Madeira
∩	blanc	2	2402
A	151	73	404
e	209	98	803
♥	309	42	508
■	310	403	2400
w	352	9	303
x	420	374	2104
∩	648	900	1814
●	728	305	107
s	739	366	2014
☆	743	302	113
∩	747	158	1104
■	838	380	2005
∩	962	75	609
\$	3346	267	1407
◇	3348	264	1409
∩	3849	1070	1109

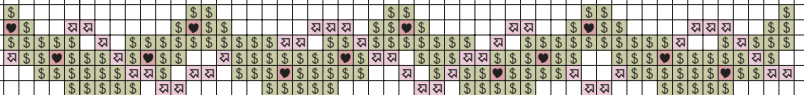
✦ Backstitch in one strand

—	151	73	404
—	309	42	508
—	310	403	2400
—	420	374	2104
—	648	900	1814
—	747	158	1104
—	838	380	2005
—	962	75	609
—	3346	267	1407

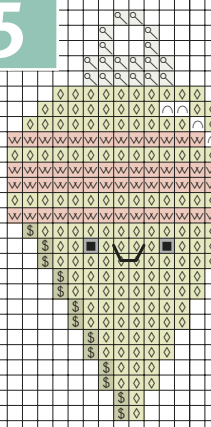
✦ Whole stitches only

Max. stitch count 39 (h) x 52 (w)
Design area on 14-count fabric
7x9.5cm (2³/₄x3³/₄in)
Stitched by Marilyn Johnson

4

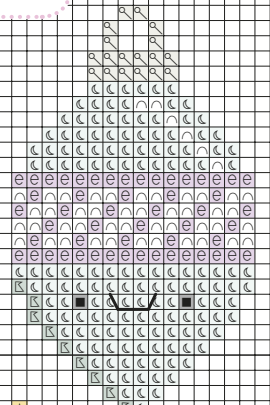


5



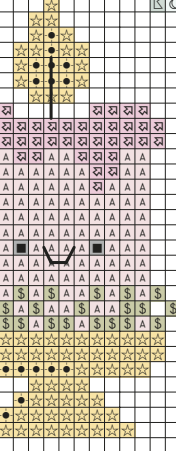
6 ▶ A friend or relative with an interest in Japanese culture will appreciate kawaii-style presents!

7

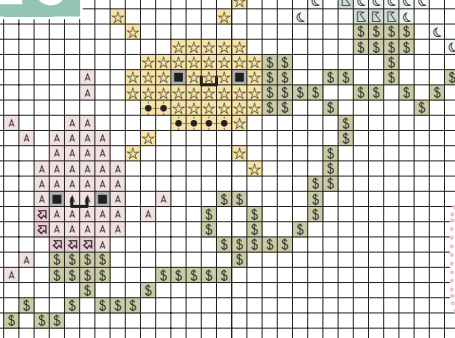


8 ▶ Make a few stitches into badges and attach to a backpack. Voilà! Instant Christmas style.

9




10



11 ▶ Turn all these gift ideas into ornaments and create an entirely kawaii-themed tree!

12



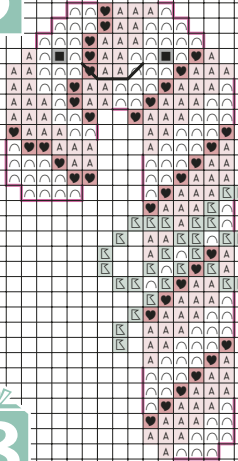
13

► Create a kawaii Christmas table by lining a runner with these sweet motifs!

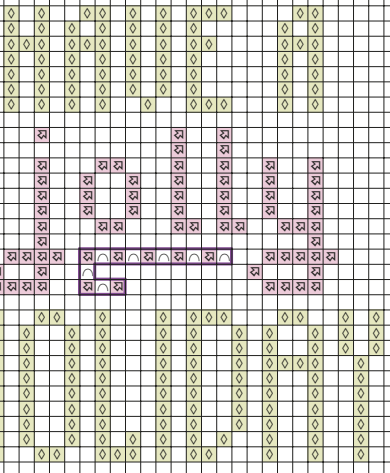
14

► Simple, cute and modern stitches like these are perfect first projects for children!

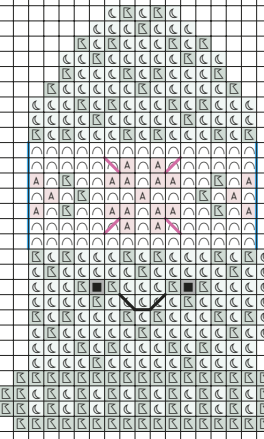
15



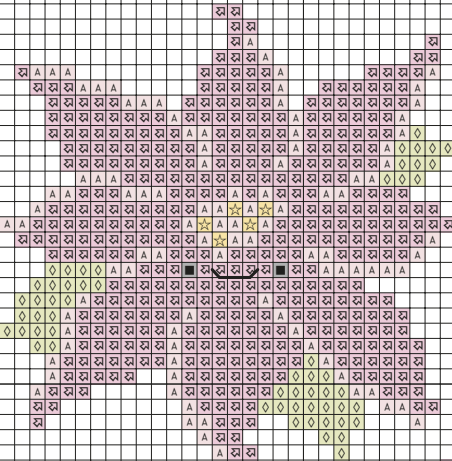
16



17



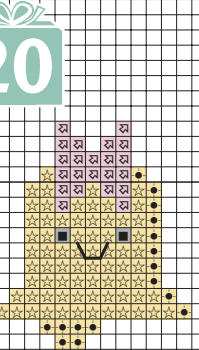
18



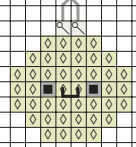
19

► Have children leave a few motifs out on Christmas Eve as thank you presents for dear old Santa Claus.


20



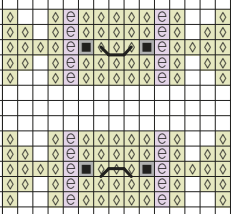
21



22



23



24

► Stitch a few and put them into card blanks for a cheerful variation on Christmas cards!

More charts  over the page

25

► Turn some of the smaller projects into festive tags and attach them to your gifts.

26

27

► For picky friends, you can always have them select the motif they'd like you to stitch!

28

29

30

31

► Keyrings are quick and easy to make – a great last-minute gift if you need it!

32

► Keep a record of what you've stitched and for whom so no one gets the same gift twice!

33


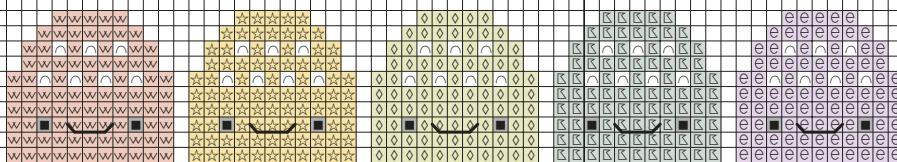
34

35

38

36

37



39

40

41

► To make a comfy and cute gift, combine larger emblems to make a festive cushion cover.

44

43

42

47

► Turn this Christmas tree into a padded hanging for a buddy's bedroom doorknob!

45

► Make a modern Christmas sampler – simply choose your favourites to stitch!

46

48

49

► Use self-adhesive tape and a craft magnet to turn these motifs into jolly fridge decorations.

50



Your letters

We love seeing your latest stitching success, so why not send us an email or letter with a photo? If we print yours, you'll win a fab prize!

Star letter

You are a winner!
Marion Castro



Fairy wonderland

I just wanted to send you a photo of the cross stitching that my Mum, who is 92, has finished. It took her some time, as her eyes let her down sometimes. I'm so proud of her for persevering, and I had it framed for her. It's now hanging in her dining room. She's already working on her new WIP and gearing up for her next project! We both love the magazine, *Crazy*. Keep it up!
Marion Castro, Hertfordshire

Rachel says: Wow, Marion. I hope I'm still stitching at 92! Thank you for sharing your mum's project – it's absolutely lovely.

WIN! Each month our star letter winner receives a fantastic prize!

This month's Star letter winner will receive this Mermaid Cove kit, from Bothy Threads' Enchanted line, worth £18 and measuring 12.5x12.5cm (5x5in). For more information, visit www.bothythreads.com or ☎ 01900 828 844.

WORTH OVER £18!



Supreme queen

I'd like to share my latest work! Finally, I finished the Cleopatra design from *Crazy* issue 219. I enjoyed stitching her, and now can't wait to get her hung on the wall! I'm going to choose a gold frame for her. I hope you like my work. Thank you so much, *Crazy* team, for all the wonderful designs every month!
Veronica Paratico, Italy

Alison says: She certainly turned out beautifully, Veronica! She looks so regal and powerful. Well done!



▼ A gold frame will suit glam Cleo perfectly

Life's a beach!

During my time at the seaside, I very much enjoyed stitching the lovely alphabet letters from issue 217. I've done my mother's initial, so when I see her this weekend I'll give her this towel as a gift! Thanks so much for the great magazine, *Crazy* people! Ciao!
Marica Fava, Italy

Rachel says: Stitching on the beach? I'm so jealous! And the towel looks so pretty too!



▲ You can stitch anywhere – even while at the beach!

Totally Taylor

Thanks so much for charting Taylor Swift in issue 209 of *Crazy*. I stitched her as a 21st birthday card for my lovely nephew Tim. Tim loves Taylor and has even been to see her in concert! He was very pleased with his special card.
Susanne Hopkins, East Sussex

Alison says: Our Celeb Stitches are certainly a hit among super fans! I think your lovely stichy Taylor will have a prominent spot on Tim's wall!



◀ Turn a celeb stitch into a card for someone who's a fan!

Fancy a cuppa?

I wanted to show you the coaster I made for my niece, who's been staying with me. She decided to have a go at stitching and made a card for her grandad using a Mouseloft kit. She's the very first person I've taught to cross stitch!

I'm really pleased with the coaster and intend to make some more. The chart was free from the Hugs Are Fun website, www.hugsarefun.com
Sue Bennett, London

Rachel says: Very creative, Sue! It's always nice to have a few stitched items scattered around the home. Our Gift Ideas also make for great little projects – you and your niece might like to try our kawaii Christmas charts on page 16 in this issue. Happy stitching!



▲ Put plastic on top of a stitchy coaster to keep it from being ruined by tea!

Quick stitch!

Send us a picture of your first finished project from this issue of *Crazy*, and you could win First Past the Post!

Out in the snow

I absolutely loved stitching the Christmas freebies. This is the first time I've added pom-poms to stitching, and I must say that the effect is lovely for such a simple embellishment! I added some ribbon from my stash to the felt frames and I now can't wait for the festive season so I can display them!

Jenny Wallace, Hampshire

Alison says: Pom-poms are fab accessories, Jenny. They also look great as a trim – for an example, check out Durene Jones' project on page 64!

1st
PAST THE
POST!



▲ Search your stash for cute add-ons, like Jenny's neat ribbons!



▲ Olga made this floral cushion for a good friend's home

Plush present

I did this cushion because my friend wanted it for her interior, as she likes to combine flowers and polka dots. I really enjoyed stitching the gorgeous flowers, and I think the cushion came out amazingly well! My friend is in love with it, and I'm thinking of doing one for myself!

Olga Calleja, Malta


Rachel says: I love this stylish cushion, Olga! Vintage florals are such a timeless motif. If you stitch another, do send us a pic!

Ramble on

I just wanted to show you my finished Emma Congdon piece. I loved this when I saw it and therefore made it my first evenweave project! I stitched it for my father – since my brother and sister and I are all grown up, he's caught the travelling bug and goes backpacking as often as he can. He's a very adventurous dad! I'm sure this will make his day. He might even take it with him on his travels – who knows, it might bring him luck as he wanders his way around the globe.

Suzi Wright, Worcestershire

Alison says: Your father is lucky to have such a supportive daughter, Suzi. He must have been touched when he received this gift from you, especially since you did such a beautiful job!



▼ Stitch something for a family member travelling abroad

Subs stars

Each month, three subscribers are selected to win a prize as a thank you for their loyalty to *Crazy*.

WORTH
£12!



Prizes every month!

This month, our lucky winners will receive this heart-shaped storage box worth £12! For your chance to win, turn to page 32 and subscribe to *Crazy* today. See below for this month's Subs stars winners.

- ▶ E De Hesellum Subs no: CSCZ063234
- ▶ J Meads Subs no: CSCZ005746
- ▶ S Woodman Subs no: CSCZ029870

To find out how to become a *Crazy* subscriber, turn to page 32!

Your Letters

▼ Attach a stitch to a card by using double-sided tape



Ready to retire

I thought I'd show you a picture of a retirement card I made for my auntie. It symbolises all the adventures she still has in front of her and all the exciting new opportunities she'll have now that she's retired from her job! My auntie was over the moon to receive the card and, being a stitcher herself, she appreciates all the effort that's gone into it. She said she will frame it so she can always see it. I'm so glad she likes the card!

Nicola Staff, Isle of Wight

Alison says: Congratulations to your auntie on her retirement, Nicola! You did a fantastic job with this card, and I'm sure she'll love looking at it for years to come once she hangs it up on her wall with pride.



▲ Linda supported her granddaughter's love with this gift

Hoo loves you?

This photo is of my granddaughter, Evie, and her lovely boyfriend, Ethan. They are proper lovebirds, so I had to stitch this picture for them and attach it to a cushion!

Linda Harris, Warks

Alison says: How sweet, Linda! I bet Evie and Ethan were properly thrilled to receive such a thoughtful gift to celebrate their loving relationship. They're very lucky!

Love you forever

I recently stitched this card to celebrate my mam and dad's 30th wedding anniversary. It took ages to stitch but I think the effort was worth it in the end. Here's to 30 more years!

Allison Dodds, Newcastle upon Tyne

Rachel says: Nothing beats true love, Allison, and if this charming card is any indication, your folks are still going strong! Tell them a happy anniversary from everyone here at Crazy!



▲ A heartfelt card for a couple that have been together 30 years!



▲ Butterflies always look great on cards!

Butterfly bonanza

Upon purchasing *Crazy* issue 217, I immediately loved the free gift. I liked my work so much that I wanted to share it, too! By trimming the aida and placing the butterflies on the cards provided, I made it appear that they were actually flying around the flowers. I hope you like what I did.

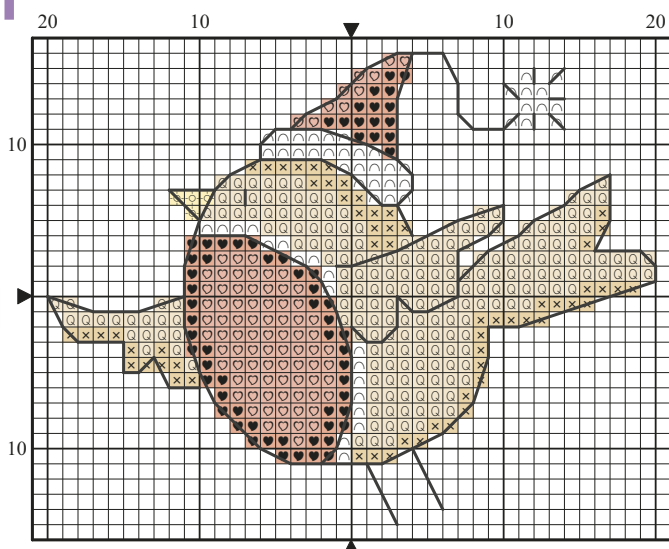
Robyn Leigh, Australia

Rachel says: Your creative take makes this work so personal, Robyn. We all love it!

Cross Stitch Quickie!

Stitch a cheerful little Christmas robin!

Next month
RED CARDINAL



Robin

✦ Cross stitch in two strands

	DMC	Anchor	Madeira
∩	blanc	2	2402
♥	349	1098	212
♡	351	10	214
×	436	1045	2011
Q	437	362	2012
⊙	726	295	109

✦ Backstitch in one strand

—	3799	236	1713
---	------	-----	------

✦ Whole stitches only

Stitch count 31 (h) x 40 (w)
Design area on 14-count fabric
5.5x7.5cm (2¹/₄x2³/₄in)

▼ Jane chose this stitch from issue 219 for her husband



Come away with me

I made this card from the free Forest Friends charts, which came as the free gift in *Crazy* issue 219. I made it for my husband to celebrate our 34th wedding anniversary. We have a caravan and have often talked about driving a camper van around Europe. My husband loved the card (although he did say I could have put his personal number plate on it)! His birthday is in August, and as he likes sailing I'm planning to make up the rowing boat card for him too. I hope you enjoy seeing my work. I want you to know I thoroughly enjoy your magazine and look forward to it falling through the letterbox each month!

Jane Clarke, Berkshire

Rachel says: It sounds like you and your husband have this marriage thing sorted, Jane! Your gift is personal and adorable all at the same time.

Take me home

I just thought I would share the home sweet home free gift that came with issue 218. I stitched this for my beautiful aunt, who has just moved into her new home.

Caroline Anderson, Australia

Alison says: Tell your aunt congratulations on her new home! And how comforting it must be for her to have this symbol of your love hanging on her wall. Nicely done, Caroline! You stitched it so well, too.

► Our free gifts make great stitchy presents!



▼ Sara used this card to thank her maternity doctor



Excellent delivery

I'd like to share with you a very special card I made with a design I found on an old copy of *Crazy* issue 121. I stitched it for the doctor who assisted me in the birth of my baby daughter, Giulia. I feel so much gratitude towards him! I hope you like this card. It's so precious to me.

Sara Lugnani, Switzerland

Alison says: It's handy to keep old copies of *Crazy*, isn't it? You never know when you might need a chart from a previous mag! Doctors don't receive enough thanks – great job, Sara.


Surprise stitch

Here's my version of the Alan Rickman Celeb Stitch from issue 216. I made it for my mother, who was a huge fan. To surprise her, I worked on it while she was at the office. I had to improvise with one of the DMC colour strands, as the store here in Prague didn't have the particular shade of brown needed. However, I loved stitching it in secret for my mother!

Emilia Sbroscia, Czech Republic

Rachel says: You did well, even if you did have to improvise! It looks just like the late Rickman.

▼ Surprise someone with a gift stitched in secret, like Emilia's



▲ Revamp old tins by decorating them with stitches, like this!

Rabbit renovation

I wanted to throw this empty candy tin into the garbage, but then I had an idea. I decorated it with cross stitch, ribbons, felts and buttons. It took just a half a day to finish the stitches.

I really love the look of the result!

Ingawaty Liono, Indonesia

Rachel says: Stitching is a great way to upcycle items you might otherwise throw away. Good thinking, Ingawaty!

Get in touch!

We love to see what you've been busy stitching, so get in touch and tell us all about it, and don't forget to include a picture! Every letter printed wins a super cute kit from www.Mouseleft.co.uk

✉ Email: crazyletters@cross-stitching.com

Facebook: facebook.com/crossstitchcrazy

Twitter: twitter.com/crazy_magazine

✉ Write to: Rachel Beckwith, *Cross Stitch Crazy*, 2nd Floor, Tower House, Fairfax Street, Bristol BS1 3BN



WIN!

NB We reserve the right to edit your correspondence



ZWEIGART®

THE needlework fabric



„Christmas“ chart books No. 285/275/265



Quality Made in Germany



Unique choice of colors

For stockists contact:

Sewandso | www.sewandso.co.uk

Willow Fabrics | www.willowfabrics.com

Heritage Crafts | Tel: 01889 575 256

www.zweigart.com



www.goldleafneedlework.co.uk



Beautiful Cross Stitch Designs



Highland Family - Winter
Kit £20 Chart £6.50



Three Bears on a Bike!
Kit £18 Chart £6.50

Visit us for a great range of Cross Stitch Kits,
Blackwork, Fabric Flair Aida, Threads and Accessories!

DMC Pink Ribbon Mini Kits



Full Set of 10 Pink Ribbon
Mini Kits £22.50 or £2.99 each

DMC Coloris Thread



Buy the full Set of
24 shades for £20

For our latest mail order catalogue please send A5 SAE to
12, Worcester Road, Hull, HU5 5XE or order on 01482 571120

crosstitch^{UK}

Lets get the world stitching

Cross Stitch,
Needlepoint & Tapestry
kits for every ability.

Use discount code: **LOVE**
For an extra 13% off

Visit us at:

CROSSSTITCHUK.COM

Free UK Delivery for all orders over £40.00



Disney's Winnie the Pooh cross
stitch kits and chart booklets

- Limited stocks of genuine Designer Stitches counted cross stitch kits and chart booklets featuring all your favourite characters.
- Save up to 50% on some items.
- All of these wonderful kits and charts are now discontinued and available only while stocks last!
- Other cute characters and bespoke specialist kits on our website.

www.hawkinshobbies.co.uk

Joseph Gordon-Levitt



GETTY IMAGES

With his modest smile and boyish good looks, Joseph Gordon-Levitt is a gorgeous stichy star!

Whether you know him from *Inception*, *Third Rock from the Sun*, *500 Days of Summer* or any of his other popular films and TV shows, chances are that Joseph Gordon-Levitt (or JGL, as his fans like to call him) has a special place in your heart. Equal parts heart-throb and talented lead actor, this stitched portrait is perfectly primed to be made up into a pillow or framed on a wall. Stitch him for your living room, or pass on to a friend who adores JGL's work! And don't forget to pop on a film starring the man himself as you get to work on stitching him. ●


Joseph Gordon-Levitt

✕ Cross stitch in two strands

	DMC	Anchor	Madeira
∩	B5200	1	2401
♥	224	894	813
A	225	271	814
■	310	403	2400
*	762	234	1804
▣	838	380	2005
w	950	4146	2309
⊛	3371	382	2004
⋄	3770	1009	2314
3	3774	778	306
⦿	3862	374	1913
N	3863	379	1912
⊙	3864	376	1910

✕ Whole stitches only

Stitch count 93 (h) x 68 (w)
Design area on 14-count fabric
17x12.5cm (6½x4¾in)



Reader's pick!
Requested by
DRISHTI D'CRUZ

Who would you like to see as a Crazy Celeb stitch? It might be your favourite actor, a Hollywood icon or even a sporting great! Email your requests to celebstitch@cross-stitching.com or post them to: Celeb stitch, Cross Stitch Crazy, 2nd Floor, Tower House, Fairfax Street, Bristol BS1 3BN.

If the celebrity you request is picked to appear in a future issue of *Crazy* then you could be the lucky winner of a fantastic mystery gift. And, don't forget to email any photos of your stitched celebrities to rachel@cross-stitching.com for your chance to appear on *Crazy's* Letters page and possibly win a prize!

Special friends

Embark on an exciting adventure with The Snowman™ and his friends by stitching this delightful chart by DMC! **Exclusive to Crazy!**

A small boy builds a snowman and a snowdog, and is rewarded when they come to life and take him to a party in the frozen north! Capture the timeless magic of Raymond Briggs' beloved characters in this gorgeous Christmas chart from DMC, stitched on 14-count aida in light blue tones. You'll enjoy every detail of this sweet picture, from The Snowdog's sock ears to The Snowman's

Need to know

Stitch Time

40 hrs (approx)

Stitch Types

Whole cross stitch, fractionals, backstitch, french knots

tangerine nose! Make it up into a simple cushion or frame as a picture to display all year round to have Christmas every day! ●

ShoppingList...

Threads - DMC stranded cotton as listed in the key

Needle - Size 24 tapestry needle

Fabric - DMC 14-count blue iridescent aida (800) measuring 30x30cm (13³/₄x12in). To buy, visit www.sewandso.co.uk or call ☎ 0800 013 0150

Extras - Backing fabric of your choice and cushion pad to fit from local craft stores



Match with a starry fabric for the perfect Christmas cushion!



Crazy tip

Easily turn a stitch into a cute pillow by using ready-made cushion backs!

The Snowman

✦ Cross stitch in two strands

	DMC	Colour
∩	blanc	white
Q	167	tan
■	312	navy blue
■	322	dark baby blue
■	413	dark grey
J	414	grey
b	434	brown
◇	471	moss green
◐	597	dark turquoise
■	603	pink
∞	712	light cream
x	738	dark cream
◊	739	cream
Q	747	light turquoise
■	801	dark brown
\$	830	antique gold
?	833	lt antique gold
K	932	dark delft blue
+	945	darkpeach
3	948	peach
▼	986	forest green
P	3752	delft blue (x2)
◐	3753	light delft blue
*	3756	baby blue
■	3766	turquoise
∞	3770	light peach
●	3853	dark apricot
☆	3854	apricot

✦ Backstitch in one strand

— 413 dark grey

✦ French knots in one strand


● 603 pink


✦ Contains fractionals

Stitch count 100 (h) x 110 (w)

Design area on 14-count fabric
18x20cm (7x7¾in)

Stitched by Michelle Morley





There's More

The Snowman's adventures continue in these kits by DMC! Visit www.dmccreative.co.uk or call ☎ 01162 754 000 to find your local stockist.

▶ A Magical Christmas, (BL1103/64), 20x23.5cm (8x9in), £20.99



▲ Fun in the Snow, (BL1101/64), 18x13cm (7x5in), £16.99



▲ Flying Past Big Ben, (BL1042/64), 18x13cm (7x5in), £16.99



ReaderSays...



The Snowman film is such a classic from my childhood. I still watch it every year. This design is

lovely and I really like the idea of making it into a cushion!

Amy Carter, Birmingham

Cross Stitch Crazy

SAVE WHEN YOU SUBSCRIBE
to the digital edition of *Cross Stitch Crazy*

ONLY
£3.99
PER ISSUE!



Chalk it

Try this on-trend chalkboard friends will be thrilled to receive with these stylish alphabet s
Designed by Fiona Baker

Unleash your inner academic by stitching up a bundle of blackboard-inspired letters! The monochrome tones keep this alphabet looking classy, while the swirly lettering gives it a touch of coffee shop flair. These letters are simple to make, too – not only do they require just one colour on black aida, they're made up of whole stitches and backstitch only.

Turn a few letters into gift tags and pair them with simple patterns as you don't want this abc's stark beauty to be lost among wild patterns! Or, if you're feeling a bit adventurous, try using waste carvas to stitch your first initial onto a t-shirt – it's a touch of nifty fifty style to your wardrobe. After all, when your stitchy scrawls are this sharp and sophisticated, they'll never go out of style!



SIMPLY
RETURN TO THE
HOMEPAGE TO
SUBSCRIBE

Bursting with simple and quick-to-stitch charts from all your favourite designers, **Cross Stitch Crazy** is perfect for stitching addicts just like you! Inside each issue, you'll also find all the latest must-buy products, expert tips and great giveaways.



Get **Cross Stitch Crazy** delivered direct to your device!
Simply return to the homepage to subscribe

Now available on




zinio™

To subscribe to the print edition, call ☎ 0844 844 0388 or visit www.buysubscriptions.com/crazy


Previously
you've been
Crazy for...



Perfume bottles
Issue 221



Archeology
Issue 220



Instruments
Issue 219



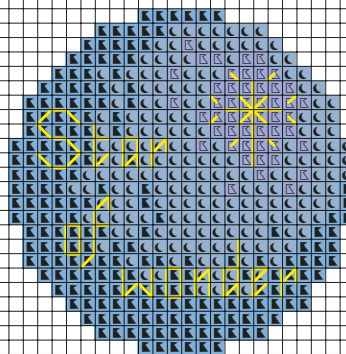



Vintage toys
Issue 218

Back issues!

Crazy hotline

☎ 0844 844 0385



Nativity

✕ Cross stitch in two strands

	DMC	Anchor	Madeira
∩	blanc	2	2402
☼	321	9046	510
b	437	362	2012
s	739	366	2014
☾	796	134	914
☽	798	131	912
♥	816	1006	513
☼	823	127	1008
b	839	1050	1913
r	950	4146	2309
◇	993	1070	1111
☼	3031	360	2003
☾	3756	1037	2504
t	3761	928	1001
x	3828	373	2103
§	3848	1074	1108
Q	3863	379	1912
★	E3852	(DMC Light Effects)	

✕ Backstitch in one strand


—	321	9046	510
—	3031	360	2003
—	E3852	(DMC Light Effects)	

✕ Whole stitches only

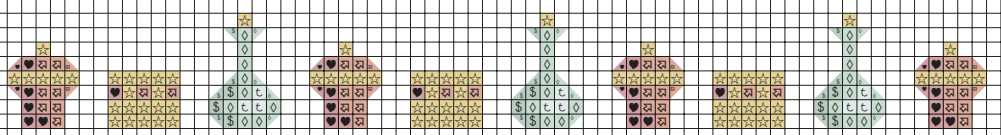


Max. stitch count 43 (h) x 69 (w)
Design area on 14-count fabric
8x12.5cm (3x5in)

Crazy for... Nativity


Stitch Joseph, Mary, baby Jesus, the Three Kings and all the traditional figures!
Designed by Maria Diaz



Reader's pick!
Requested by
INGE THORPE



Gold Frankincense Myrrh Gold



What are you crazy for?

Tell us what you're mad about stitching! We'll gather together the most popular requests and ask one of our top designers to create a whole spread of designs – just for you!

Name and address

.....

Postcode

Tel no

I'm crazy for

Because

.....

Fill in and cut out this coupon (or photocopy it) and send it to:
Crazy for... Cross Stitch Crazy, Immediate Media Company Bristol Ltd, 2nd Floor, Tower House, Fairfax Street, Bristol BS1 3BN or email your requests to: crazyfor@cross-stitching.com



Order
your copy
today!

Your luxury Christmas collection

Ultimate CrossStitch

NEW

Only
£8.99
inc p&p



Christmas

This sumptuous selection features over 200 beautiful festive charts to ensure you and your family have the best Christmas ever!

With 205 charts inside, you'll find gorgeous cards plus beautiful and inspiring designs to stitch as gifts for friends and family. Decorate your home with festive mice, playful pixies, and our Christmas angel; plus there are Santa stockings, cute teds and more in this must-stitch collection.

Inside this issue:

- * Don't miss popular designer Joan Elliott's heavenly Christmas angel – she's spectacular!
- * Make a Mr & Mrs Snowman festive stocking
- * Stitch extra-special cards for all your friends and family with this great selection
- * Your Christmas gifts section is packed with great ideas to let your family know they are special
- * Create a winter wonderland in stitches, with magical pictures and fabulous decorations

Your favourite designers

- * Joan Elliott * Margaret Sherry
- * Lesley Teare * Durene Jones
- * Lucie Heaton * Jenny Barton
- * Susan Bates * Amanda Gregory
and more!

Order your copy now!

CALL 0844 844 0388 and quote 'ULTXMAS16'

ONLINE www.buysubscriptions.com/craftspecial

Lines open weekdays 8am to 8pm and Saturday 9am to 1pm.

Overseas please call +44 (0) 1795 414 676 EUR price £11.99, ROW price £12.99. All prices include p&p.



Stitch & Chat

Catch up on all the gossip from your fellow stitchers and get involved by sharing your photos, stories, views and more!

All that glitters


It's the ultimate luxury Christmas gift for the stitching obsessed. It's the height of opulence for those who want to add a touch of real glamour to their WIPs. It's... DMC's 270th Anniversary Golden Skein! Believe it or not, each thread is handmade from 24-carat gold. It's enough to put Rumpelstiltskin out of business! The Golden Skein comes with a hardback gold-embellished history of DMC, original 19th-century cross stitch designs of Thérèse de Dillmont, an embossed presentation box, a gift card and a certificate of authenticity. Each skein also receives a unique number, and the proceeds from numbers 00002 to 00009 will go to charity while number 00001 will be preserved for posterity in a museum. To celebrate the company's founding in 1746, only 17,460 Golden Skeins will be sold worldwide, so don't wait to order yours! The skeins, priced at £75, will be in stock starting September 2016.



▼ Buy the most opulent gift for an avid stitcher!

Coming up:

Planning a trip? Take a snap of you with your copy of *Crazy* for a chance to be in the mag!



SPOT THE STITCHES!

This is a close-up of one of the charts in this issue of *Crazy* – but which one do you think it is? Send a postcard with the page number the chart is on, along with your name and address, to: Stitch and Chat, *Cross Stitch Crazy*, 2nd Floor, Tower House, Fairfax Street, Bristol BS1 3BN by 14th November 2014. The first correct answer pulled out of the hat will win the fab prize pictured on the right!

TAKE PART TODAY...



...and if you're featured, you'll win a fantastic prize!

Write or email us, or comment on our Weekend Win Facebook posts, and your note could be selected for our Stitch & Chat page! Everyone featured here this month will receive this Snowy Days kit by Forever Friends, worth over £10 and measuring 12x20cm (4³/₄x7³/₄in). The kit includes 14-count white aida, Anchor stranded cotton, a chart, a needle and full instructions. Email stitchandchat@cross-stitching.com with your photos and comments, or post them to the Crazy address printed on page 3.



Your say

What's the first thing people say when you tell them you cross stitch?



"Normally people say they wouldn't have the patience to cross stitch, but I find it very relaxing and, quite frankly, I feel lost when

I haven't got a project to do! I don't find it tries my patience at all, but each to his or her own I guess!"

Jean McEwen



"As a tattooed and pierced lady with funky, coloured hair who listens to alternative music, I usually get, 'Really... you?!' I love

that my hobby surprises people and that anyone from any walk of life can pick up a needle and stitch!"

Kirsty Child



"These days it's normally, 'Wow! Jamie Dornan does that too!' The first time someone said it, I really did laugh. But after that more and

more people said the same thing! It's become a standard response."

Tina Ayres

Coming up:

Have you ever taught someone else how to cross stitch?

Email your answer to stitchandchat@cross-stitching.com

Family advice



Encourage your family to eat, drink and be merry with these lighthearted Christmas messages!

Designed by Emma Congdon

Stitch away the pressures of Christmas and enjoy making this modern trio by Emma Congdon – then display at home to keep everyone in the holiday spirit! These upbeat samplers are great for skilled stitchers as they involve French knots as well as backstitch and whole stitches. A vibrant colour scheme is a

Need to know

Stitch Time

50 hours for the set

Stitch Types

Whole cross stitch, backstitch, French knots

great way to highlight these all-important family rules! ●

ShoppingList...

Threads - Stranded cotton and metallic threads as listed in the key

Needle - Size 24 tapestry needle

Fabric - Zweigart 14-count white aida, 35x30cm (13³/₄x12in) for large chart, 25x20cm (9³/₄x7³/₄in) for medium and 15x15cm (6x6in) for small. To buy, visit www.sewandso.co.uk or call ☎ 0800 013 0150


Extras - Plain canvases measuring 25x20cm (10x8in) and 16x12cm (6¹/₄x4³/₄in) from local stores. White square aperture card (AP53U). To buy, visit www.craftcreations.com or call ☎ 01992 781 900



Use a simple mount to let the colours stand out!







Christmas rules

✦ Cross stitch in two strands

	DMC	Anchor	Madeira
∩	B5200	1	2401
∩	166	280	1611
e	414	235	1714
s	415	398	1802
t	420	374	2104
▼	500	683	1705
b	699	923	1303
∇	701	227	1305
●	722	323	307
A	762	234	1804
⊙	915	1029	705
C	917	89	706
⌘	959	186	1114
J	964	185	1112
I	3609	85	710
■	3799	236	1713
⌘	3819	279	1610
я	E415	(DMC Light Effects)	

✦ Backstitch in one strand


—	701	227	1305
—	917	89	706
—	3799	236	1713
—	3819	279	1610
—	3847	189	1204
—	E415	(DMC Light Effects)	

✦ French knots in two strands

●	3819	279	1610
●	3847	189	1204

✦ Whole stitches only

Max. stitch count 119 (h) x 90 (w)
 Design area on 14-count fabric
 21.5x16.5cm (8½x6½in)
 Stitched by Karen Purnell



ReaderSays...



It would be great to have one of these in our living room, as all our family come

round ours for Christmas. They could probably do with a rule reminder now and again!

Jennifer Campbell, Kent

Back issues

Ensure you don't miss a single chart by completing your *Cross Stitch Crazy* collection today!

3 FAB GIFTS £1,295 in prizes to be won!
Cute felt frames kit, chart book AND a bonus chart!

MAKE THIS GORGEOUS ADVENT BUNTING!

CrossStitch crazy

For cross stitch addicts just like YOU!

Timeless charm
Visit this vintage toy shop

Perfect for kids!
Get creative with buttons

Let's get ready!
Start your Christmas stitching with DMC's Tatty Teddy

EXCLUSIVE

DMC

Table linen to impress
Curt up with these cuties
All-occasion nature cards
Wow with 35 space gifts!

Issue 221 – November

Enjoy Tatty Teddy's adorable antics, the zany magic of rainbow Christmas trees, a table set of stitchy lights, gift ideas from outer space and more!

YOUR GIFT Reindeer and robin felt frame kits, plus festive chart book and bonus chart!



ORDER NOW!

www.buysubscriptions.com/backissues

0844 844 0385 Lines open weekdays 8am to 8pm and Saturday 9am to 1pm



Issue 220 – October
Peter Rabbit exclusive
FREE GIFT Margaret Sherry Xmas card kit with 2 designs



Issue 219 – September
Lesley Teare exclusive
FREE GIFT 8 Forest Friends charts and metallic thread



Issue 218 – August
Bobbin and Stitch exclusive
FREE GIFT Home Sweet Home hoop stitch kit



Issue 217 – July
Margaret Sherry exclusive
FREE GIFT 3-in-1 butterfly card kit with three to stitch



Issue 216 – June
Flower Fairies exclusive
FREE GIFT Cute pup pals 2-in-1 bookmark card kit



Issue 215 – May
Helz Cuppleditch exclusive
FREE GIFT Vintage-style wooden frame kit

Get organised!

Each slipcase can hold up to 13 issues – a year's worth of *Crazy* mags! – and keeps your collection in perfect condition for future reference. To order yours for £7.50, visit www.buysubscriptions.com/crazybinder



BACK ISSUES AND SLIPCASE ORDER FORM

Your details (Please print clearly)

Mr/Mrs/Ms/Miss

Address

Postcode Country

Telephone number (in case of queries)

Email address

Item	Price	Issue(s)	Qty	Total
Back issue – UK	£5.99			
Back issue – Europe	£8.35			
Back issue – Rest of world	£9.35			
Slipcase – UK	£7.50			
Slipcase – Europe	£9.60			
Slipcase – Rest of world	£11.50			
Grand total				£

Choose from two easy ways to pay:

1. I enclose a cheque made payable to Immediate Media Company Bristol Ltd (Please write your name and address on the back of the cheque)

2. Please debit my Visa MasterCard Maestro Delta

Card number

Valid from / Expiry date / Issue number

Signature

Date

Please send this order form to:

FREEPOST RRJZ-HJKA-ZBCX, Cross Stitch Crazy Subscriptions, PO Box 326, Sittingbourne, Kent ME9 8FA

Please allow up to 28 days for delivery. Prices are inclusive of P&P

Post overseas orders to:

Cross Stitch Crazy, PO Box 326, Sittingbourne, Kent ME9 8FA UK

Your personal information will be used as set out in our Privacy Policy, which can be viewed at immediate.co.uk/privacy-policy. Please give us your email address to receive special offers and promotions from Immediate Media/Cross Stitch Crazy. You may unsubscribe at any time

Sweet home

Not all gingerbread houses need to be fattening – this 3D treat is guilt-free holiday fun!

Designed by Christy Schmitz

Need to know

Stitch Time 20 hours (approx)

Stitch Types Whole cross stitch, blending, backstitch, French knots



MiniMakes

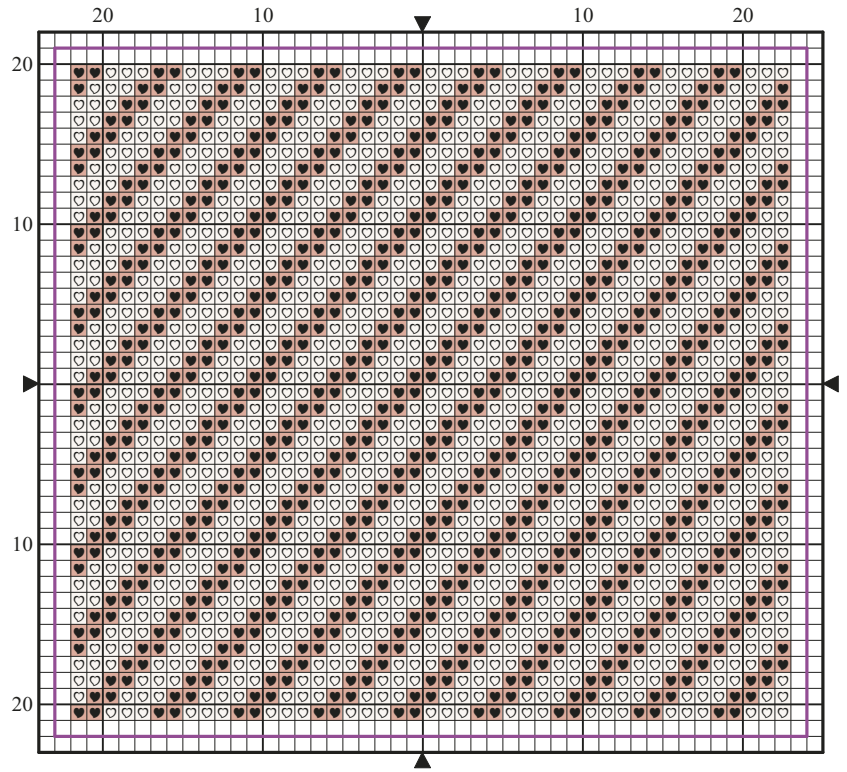
Crazy tip
 Don't pull your thread too tightly, as it can tear the perforated paper. Be gentle!

Perforated paper gets its chance to shine thanks to Annie's Cross Stitch! This project first appeared in *Cross-Stitch Christmas Creations: Festive Cross Stitch for Perforated Paper*, a book chock-full of holiday designs stitched onto stiff paper instead of aida. Like all of the fab designs in the book, this sweet gingerbread house will look equally at home among modern and classic holiday décor. You can make this crafty creation a family project and divvy up the sections, or secretly stitch it yourself as a fun surprise for little elves! ●

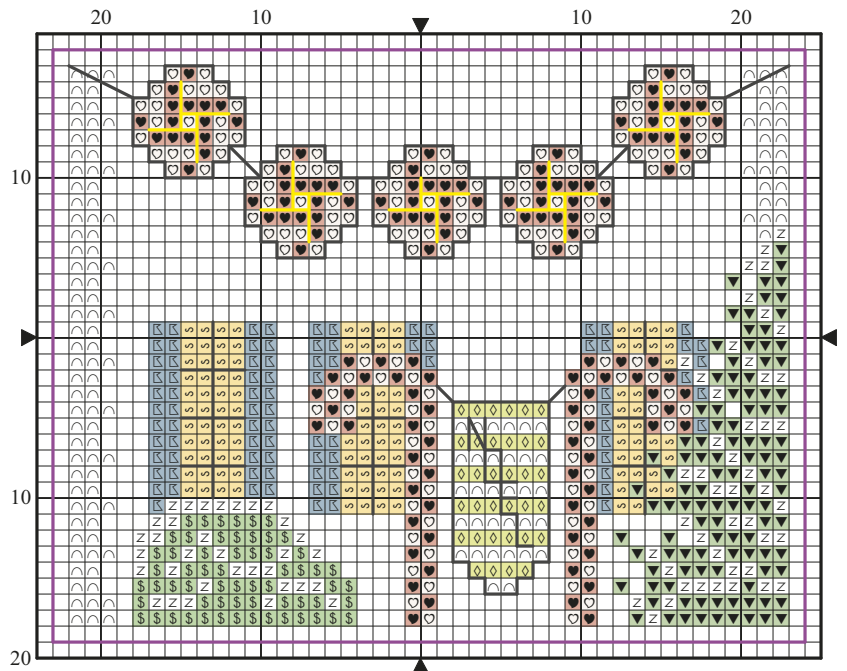


▲ The book costs £9.98 on Amazon and is full of festive stitchy goodies!

Roof



Side 1



ShoppingList...

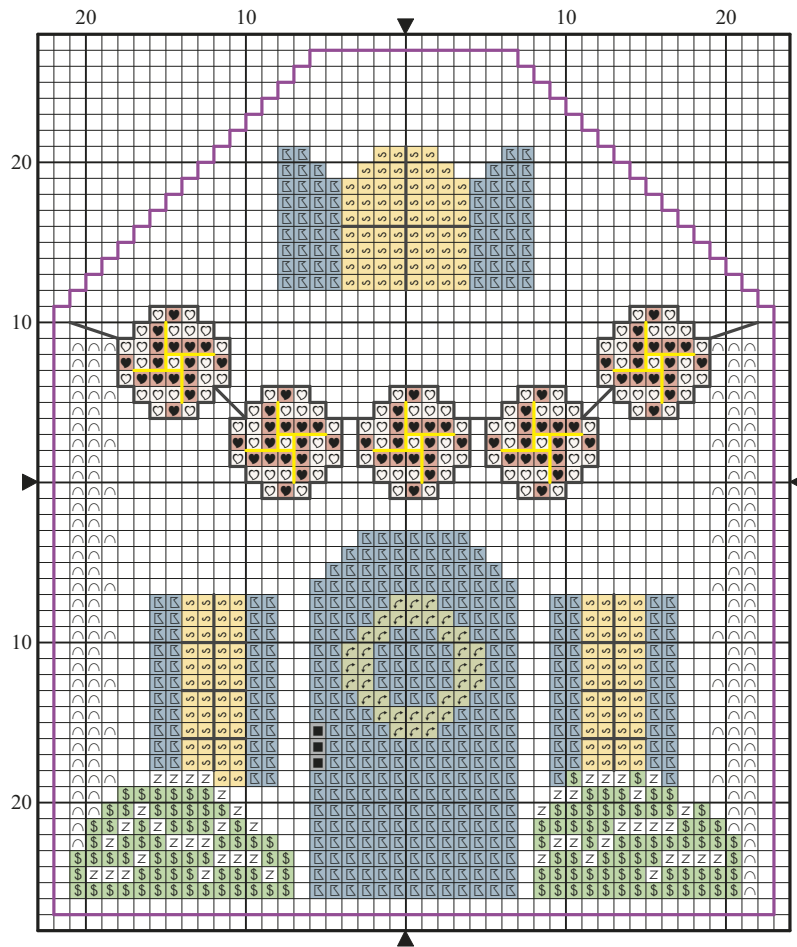
Threads - Stranded cotton and metallic threads as listed in the key

Needle - Size 24 tapestry needle

Fabric - Mill Hill 14-count antique brown perforated paper 3x pieces measuring 13x18cm (5x7in) for the front, back and roof, and 2x pieces measuring 13x15.5cm (5x6in) for the sides. To buy, visit www.sewandso.co.uk or call ☎ 0800 013 0150

Extras - Brown cardstock and foam-core board from your local craft store

Front



Gingerbread House

✦ Cross stitch in two strands

	DMC	Anchor	Madeira
○	blanc	2	2402
■	310	403	2400
♥	321	9046	510
▼	367	217	1312
↶	470	267	1502
§	905	257	1412
◇	907	255	1308
☆	970	925	205
⊞	3808	1068	2507
z	032	(Kreinik #4 braid)	
♡	5760	(Kreinik #4 braid)	

✦ Cross stitch in one strand of each

§	blanc	2	2402
	743	302	113

✦ Backstitch in one strand

—	310	403	2400
—	970	925	205
—	032	(Kreinik #4 braid)	

✦ French knots in one strand

●	310	403	2400
---	-----	-----	------

✦ Cutting line



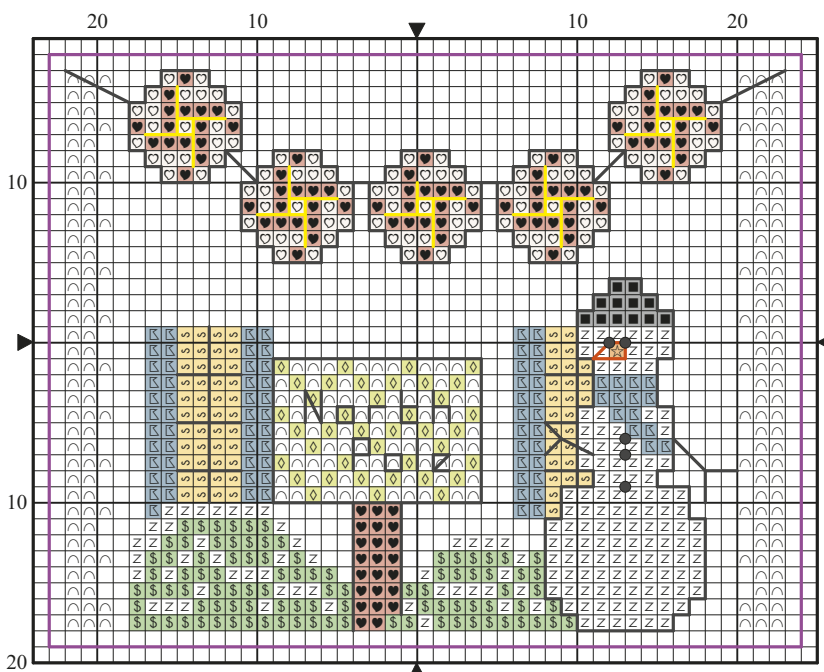
✦ Whole stitches only



Max. stitch count 54 (h) x 47 (w)

Design area on 14-count fabric
10x8.5cm (3¾x3½in)

Side 2



Fiona Says...



I'm a big fan of 3D cross stitch – it adds a whole new element to my favourite hobby! I'll

be trying this fun idea as a centrepiece for my festive table.

Fiona Baker, Technical Editor
Cross Stitch Crazy

Back

3 OF THE BEST... 3D cross stitch kits



TINY TOY SHOP

Part of Living on the Rainbow's Christmas Village series, this intricate little bauble depicts a jolly toy store decked out for the holidays! A downloadable PDF of the shop costs from £6.92.

Visit www.etsy.com/uk/shop/LivingOnTheRainbow to buy

TREE-DEE

If you love 3D cross stitch kits, Meg Evershed of The Nutmeg Company is your woman. This Snow Tree kit is one of her latest designs, costing just £14.95 and measuring 12cm (4¾in) in height.

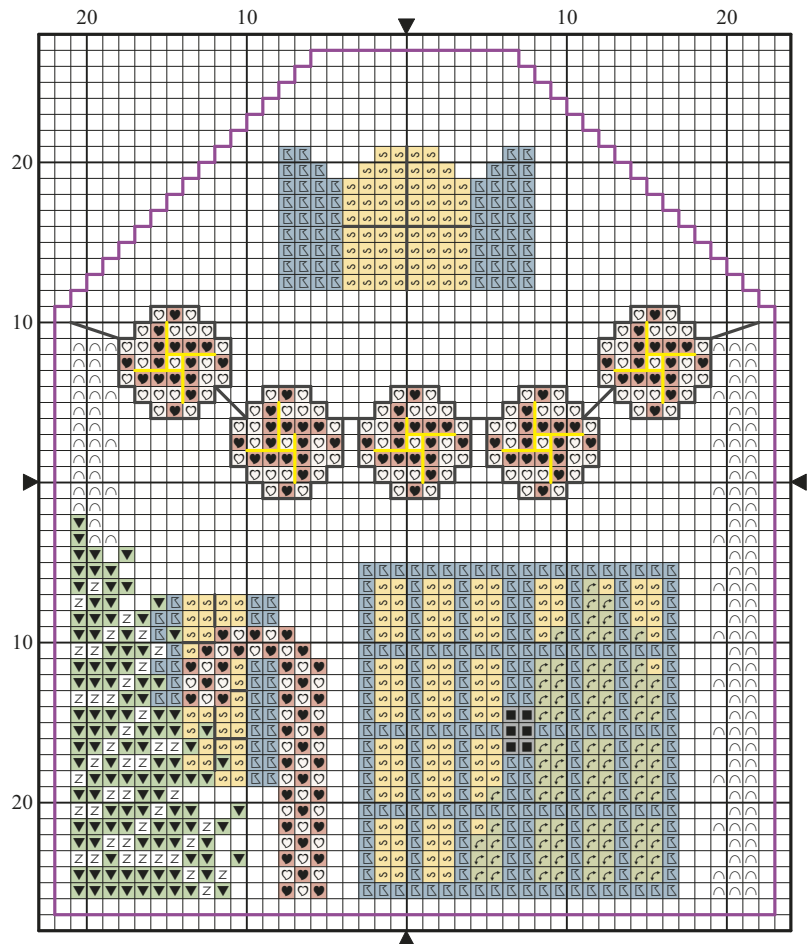
Visit www.3dcrossstitch.co.uk or call 01748 884 926 to buy



BIG SPLENDOUR

We saved the most opulent 3D stitch for last. The Fleur Etui kit, costing £55, is worked in 28-count linen using multiple kinds of luxe thread, a gold charm, seed beads, seed pearls and more!

Visit www.thecrossstitchguild.com or call 0800 328 9750 to buy



HowTo

Here's how you can make up this sweet stichy gingerbread house!

- 1 Trim each stitched piece along the purple lines as shown. Using trimmed pieces as templates, cut the cardstock to the same size.
- 2 Using the cardstock pieces as templates, cut two Side and one Front and Back piece of foam-core to same size. Set aside.
- 3 Glue matching cardstock to the back of each stitched piece. Test the cardstock pieces against each piece of foam-core to make sure they aren't visible beyond the stitching. Trim if necessary.
- 4 To assemble the foam-core base, align foam-core Front, Back and Side pieces so that the cut edges of the Front and Back are within the Side walls at the corners.
- 5 Glue the walls together and let them dry completely, or use double-sided tape. Carefully position your stitched pieces onto the foam-core cube, then secure in place using double-sided tape.
- 6 Carefully fold the Roof piece in half and position over the top of the house. Tape in place along the edges of the foam-core cube.
- 7 Cut another piece of perforated paper or cardstock to fit the bottom of your cottage. You can personalise the perforated paper bottom if you wish, using a favourite cross stitch alphabet or pretty scrapbook paper. Position the piece and glue in place around the edges to finish.



Shine so bright

Kreinik Blending Filament adds an irresistible burst of glittery sparkle to any WIP, so sneak these threads into a stitcher's stocking and watch them squeal with delight! The spools come in many colours and cost £1.49 each.

To buy, visit www.kreinik.com or call ☎ +1 8005 372 166

Snip it good

Stop stitchers from hacking away with blunt blades by gifting them these gilded embroidery scissors from John Lewis! This elegantly shaped, gold-finished pair costs £6 – we'd be delighted to receive these on Christmas morning!

To buy, visit www.johnlewis.com or call ☎ 03456 049 049



Made to measure

Get retro with all 150cm (59in) of DotComGiftShop's Vintage Red Doily design tape, retailing at just £2.95. This sweet tape measure proves your tools can be fancy as well as functional!

To buy, visit www.dotcomgiftshop.com or call ☎ 01614 647 310

Dear Santa...

Fill a stitcher's stocking with these useful little gifts, or use our fab finds to make your own Christmas list!



Show your passion

Keep your WIPs safe while pronouncing your love for stitching at the same time! This stylish Project Zipper Bag in black from American retailer Down Sunshine Lane costs £15.02 and measures 22.9x29.8 (9x11³/₄in) – the perfect size!

To buy, visit www.downsunshinelane.com or call ☎ +1 8034 733 707

Bauble buttons

Sometimes stitches need an extra bit of oomph – and we say, bring on the buttons! Give these funky shapes, priced at £2.30 from Craft Department, to a stitcher who wants to add texture to their holiday scenes.

To buy, visit www.craftdepartment.com or call ☎ 01539 823 199



Thimblelina

Perfect for storing crafting bits and bobs, these oversized thimbles are the ideal present for any stitcher. Shaped from ceramic with a high gloss gold or silver finish, this glam and glitzy hobby tidy measures 13.5x12x12cm (5x4¹/₂x4¹/₂in) and costs a neat £10. Not a bad way to sort a craft room!

To buy, visit www.themakery.co.uk or call ☎ 01225 581 888

Call us
01296 481220



Learn more
osmouk.com

NO MORE WATER MARKS



TOPOIL: Highest quality food safe protection for wood worktops

- ✓ MICROPOROUS
- ✓ NATURAL
- ✓ OIL-WAX BASED
- ✓ DURABLE
- ✓ HIGH COVERAGE

*** **K@tZ XStitch** ***

www.katzxstitch.co.uk

'All things cross stitch'

DMC Full Sets
(465 Colours) **£225**
Colour Variations **£27**
Light Effects **£40**
Satin (36x Cols) **£33**

DMC (UK Spec) 55p - Anchor 63p

Mill Hill beads from £1.35, size 6 & 8 from £1.70 and Magnifica £3.75

Kreinik #4 £2.99, B/F £1.90 and #8 £3.15
Zweigart fat quarters from £4.50

We stock a wide range of threads, fabrics, kits and other accessories...

Please visit our website to view the products we have available. Telephone orders welcome.

UK orders over £50 post free (T&Cs apply).

E-mail: sales@katzxstitch.co.uk - Telephone: 0116 2827141

Charles Craft

Elbese


*HERITAGE
Crafts*

MIRABILIA

Mouseloft

ABACUS DESIGNS

Cross Stitch Kits - 240 designs!



See all our kits at www.abacusdesigns.com

or visit: Audlem Mill The Wharf Audlem Cheshire CW3 0DX
sales@abacusdesigns.com 01270 811059



See Our Website

@ ~ www.goldworkembroidery.com
or ~ www.goldworkkits.co.uk



Home Embroidery Kits Canvas Work Kits Leather Threads Shipping Information Blog Reviews Contact

Goldwork Kits by Carolyn

Canvaswork and Goldwork combined to create
Beaded Decorative Hangings.

Candy 1 - 4
at £8.95 each or
at £33.25 for any 4.

Size- (Approx. 7.5 cm square)

For orders
under £30.00
please add
£3.00 for
Post & Packing.



The Kits contain detailed
instructions and all the
materials, threads and
needles you require.

To Pay by card or for details of our other kits and our
full range of Leather, telephone:- 0121 705 3031
or send a cheque to:

"Carolyn Gayton",
9 Ryefield Close,
Solihull,
West Midlands, B91 1PP
Delivery: Same Day Despatch



See our internet site for :-
Treasures, Crystals & Gems
More Threads!
More Kits!
More Fun!



Recycle your magazine and seven days later
it could come back as your newspaper.

www.recyclenow.com



The possibilities are endless.

Crazy's Angels



Send your stitching problems to *Crazy's Angels* and watch them leap into action!

A smooth finish

Q My husband has just bought me a kit by Yiota's XStitch called A Gathering which measures a whopping 60x38cm! I'm planning on stitching it using my 10cm hoop, but will moving this around the fabric cause any damage to the finished design?

Ally McConnell, Edinburgh

A You have a very thoughtful husband, Ally! Using a hoop to complete this lovely design is a good idea, as it will enable you to focus on one part at a time and help support what will be quite a weighty piece of fabric! Our advice would be to take it out of the hoop in between sessions to minimise the chance of any creases

developing. You can also bind the edges of your hoop with linen or tape to stop any marks transferring from the hoop to your fabric. Any creases that do appear as a result of the normal stitching process can then be removed by giving it a good wash and press when it's complete.

Sent with love

Q I make a lot of cards but I'd like to try something a little different. Do you know if you can stitch directly onto card?

Angela Martyn, Chandlers Ford

A With a bit of time and practice, Angela, you certainly can! You'll need to prick a grid of holes into your card, so we'd recommend taping a paper grid



▲ Don't ruin your stitching masterpiece with hoop marks!

over your card (an old page from *Crazy* will do the job!) and using this as a template to pierce through to the card below. The tape will stop it moving around and give you an even grid. A special poking tool

will make the job easier – try this Knorr Prandell Hole Piercing Tool, which costs £1.39 from Buddly Crafts (www.buddlycrafts.com). You can then stitch as normal, but remember that as with perforated paper, you can only do whole cross stitch and backstitch on card. If you get into this technique and want to experiment with different patterns, Pergamano also has a more advanced range of pricking tools that create different shapes on the card, including a semicircle, heart, flower and arrow. These are priced from £9.24 at Craft Creations (call ☎ 01992 781 900 or visit www.craftcreations.com). Or, once you've tried stitching on card, why not try piercing holes in styrofoam and foam sheets for more cool makes?

3 of the best... Stitchy presents

Three great gifts for your crafty friends



MAKE A BREW

Enjoy a break from your WIP with a cuppa in this funky mug, from £14 at www.deezdutch.etsy.com. Crazy readers can get 15% off online by entering code CROSSstitchCRAZY at checkout.



PIN UP

Show your love of stitching to the whole world with this dainty brooch from Thread Squirrel. Visit www.notonthehighstreet.com/threadsquirrel to purchase this adorable pin for £14.50.



BAG IT UP

We think this is the perfect overnight bag for stitchers who like to travel! Treat yourself to this vintage-style And Sew On bag by Disaster Designs – £34.95 from www.thepresentseason.co.uk



▲ A poking tool – yes, that's the technical term!

AskTheAngels

Our top tips...

For speeding up your stitching

- 1 Have all your materials to hand before you start, so you don't need to waste your precious stitching time by hunting for your needle, threads or other supplies.
- 2 Always stitch in good light. Be sure to either stitch in natural daylight or invest in a crafting lamp for night time work.
- 3 Mark your chart off as you go, so you can instantly see which rows you've completed. You don't want to waste time double checking against your stitching!
- 4 If you're stitching a project with a lot of colours, try to pre-thread needles and 'park' them in your fabric so they are always where you need them.
- 5 Consider investing in a hands-free frame, so you can have a hand on either side of your fabric and shorten the time it takes to pass the needle through and make a stitch. This will seriously speed you up!

A stitch in time

Q When making a stitch, can you push the needle through two holes at once to end one and start the next at the same time? Would that be a good idea?

Susan White, Brighton

A While it does seem like this would make your stitching quicker and easier, we wouldn't recommend doing this, Susan. Pushing the needle through two holes simultaneously can distort the fabric, making your finished piece look rather lumpy! When stitching on a finer fabric such as evenweave or linen, this technique can also affect the position of the stitch, so the arms of each stitch could end up looking vertical and horizontal rather than diagonal. If you're looking for ways to speed up your stitching, check out our handy tips on the left.

Can I convert?

Q I've been given a chart for a design that I love, but it says it needs to be stitched on 25-count Lugana evenweave. Can I stitch this on aida instead?

Sarah Springer, Pennsylvania, USA

A Yes, you can easily change from evenweave to aida! If you want your version on aida to be the same size, then an easy way to convert from evenweave to aida is to divide by two, as stitches on evenweave are made over two



▲ Stitchy cushions put your crafty passion on display!

threads of the fabric rather than the one square used in aida. To create a finished stitch that's the same size as your original chart, you'll therefore need to select 12-count aida.

A perfect circle

Q I've tried and tried, but I can't get my head around doing French knots. What would you suggest as an alternative?

Stephanie Blackwood, Manchester

A You're not alone, Stephanie – lots of stitchers struggle to make French knots. An easy alternative is to use a seed bead instead – Mill Hill makes these in a huge range of colours, so you'll have plenty of choice. You can also make a couple of tiny stitches across half or even a quarter of the aida block, using a sharp needle to help pierce the block. Do keep persevering with your French knots however, as you'll get a wonderful sense of achievement when you finally master them!

Cushy job

Q As I love to stitch I have piles of finished projects lying in a drawer. I'd like to turn them into cushions but I'm a bit stuck on how to do this. What would you suggest, Angels?

Magda Daniewska, London

A Cushions are a great idea for getting your stitching out on display, Magda, and there are lots of different ways you can make them. Choose from an envelope opening or a

zip, and then experiment with finishing touches such as a piped trim. If you head to Cross-stitching.com and then click on 'How to' and 'Making up', you'll find lots of ideas to get you started, including a tutorial on how to add a pom-pom trim (pictured above). Do send us a photo of what you make!

Welcome home

Q I want to cross stitch a number for my house and make something really lovely. Do you know if there's a case I can put this in to protect it?

Helen Ortlebb, via Facebook

A What a fab idea, Helen! We don't know of anything that's been specifically designed for a house number, but you could use these plastic coaster covers from [Stitcher](http://Stitcher.co.uk). They have a front and a back plate, so simply mount your stitching inside and then secure with the back plate. To make it more waterproof, you could then seal the edges with some clear glue, or coat with a protective spray like Scotchgard's Multi-Purpose Protector Spray. The coasters come in a choice of round or square. Call ☎01614 647 310 or visit www.stitcher.co.uk to buy.

▼ Keep projects dry with this coaster cover



Hello Angels!

Send your stitching problems to *Crazy's Angels* and we'll come to your rescue! Make your questions as crazy as you like and send them to the address listed below.

.....
.....
.....
.....
Date sent.....
Name and address.....
.....

Fill in and cut out this coupon (or photocopy it) and send it to:
Crazy's Angels... Cross Stitch Crazy, Immediate Media Company Bristol Ltd, 2nd Floor, Tower House, Fairfax Street, Bristol BS1 3BN or email your requests to: crazysangels@cross-stitching.com

Chalk it up



Try this on-trend chalkboard lettering – your friends will be thrilled to receive gifts tagged with these stylish alphabet stitches!

Designed by Fiona Baker

Need to know

Stitch Time 1-2 hours each
Stitch Types Whole cross stitch, backstitch

Unleash your inner academic by stitching up a bundle of blackboard-inspired letters! The monochrome tones keep this alphabet looking classy, while the swirly lettering gives it a touch of coffee shop flair. These letters are simple to make, too – not only do they require just one colour on black aida, they're made up of whole stitches and backstitch only.

Turn a few letters into gift tags and pair them with simple paper, as you don't want this abc's stark beauty to be lost among wild patterns! Or, if you're feeling a bit adventurous, try using waste canvas to stitch your first initial onto a t-shirt – it'll add a touch of nifty fifties style to your wardrobe. After all, when your stitchy scrawls are this sharp and sophisticated, they'll never go out of style! ●

ShoppingList...

Threads - Stranded cotton as listed in the key

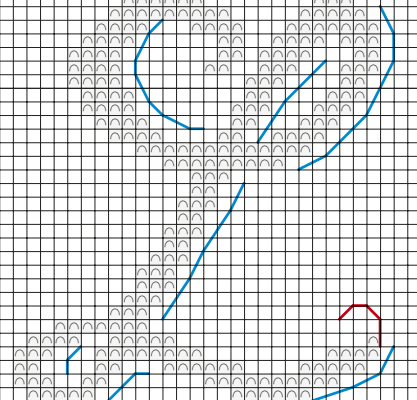

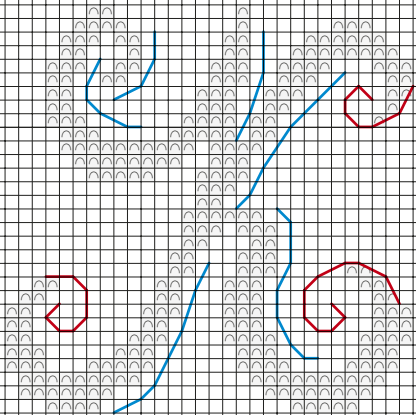
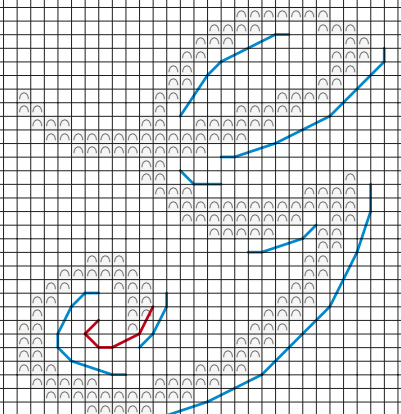
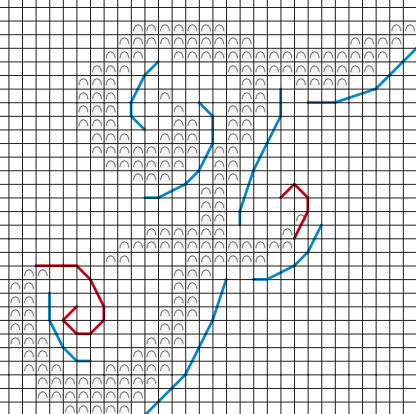

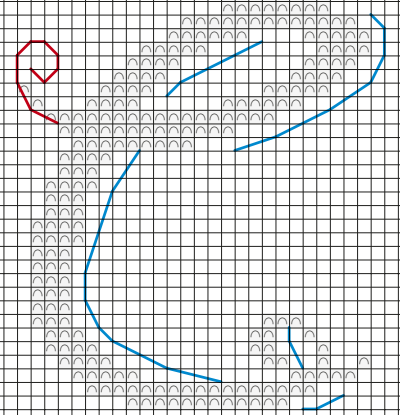
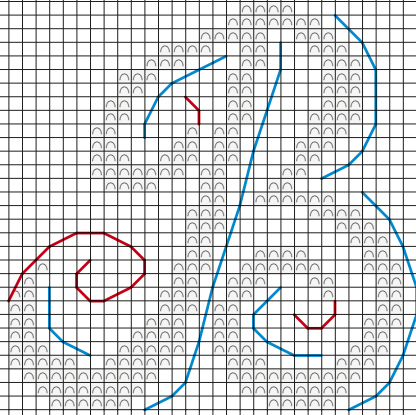
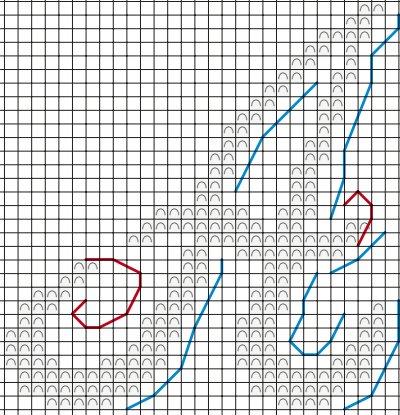
Needle - Size 24 tapestry needle

Fabric - Zweigart 14-count black aida measuring 15x15cm (6x6in). To buy, visit www.sewandso.co.uk or call ☎ 0800 013 0150

Extras - Stiff backing card, metal eyelets and cord of your choice from local craft stores



OneNighters



Chalkboard ABC

✦ Cross stitch in two strands

	DMC	Anchor	Madeira
⤵	B5200	1	2401

✦ Backstitch in one strand

—	B5200	1	2401
---	-------	---	------

✦ Backstitch in two strands

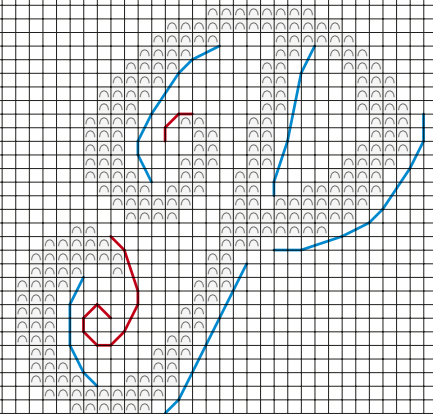
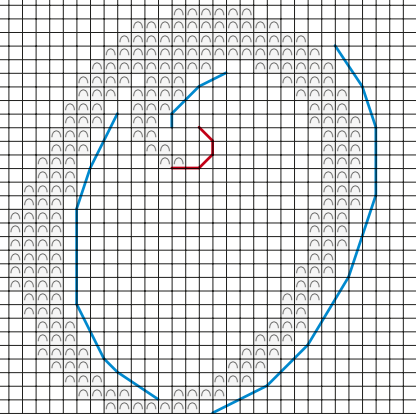
—	B5200	1	2401
---	-------	---	------

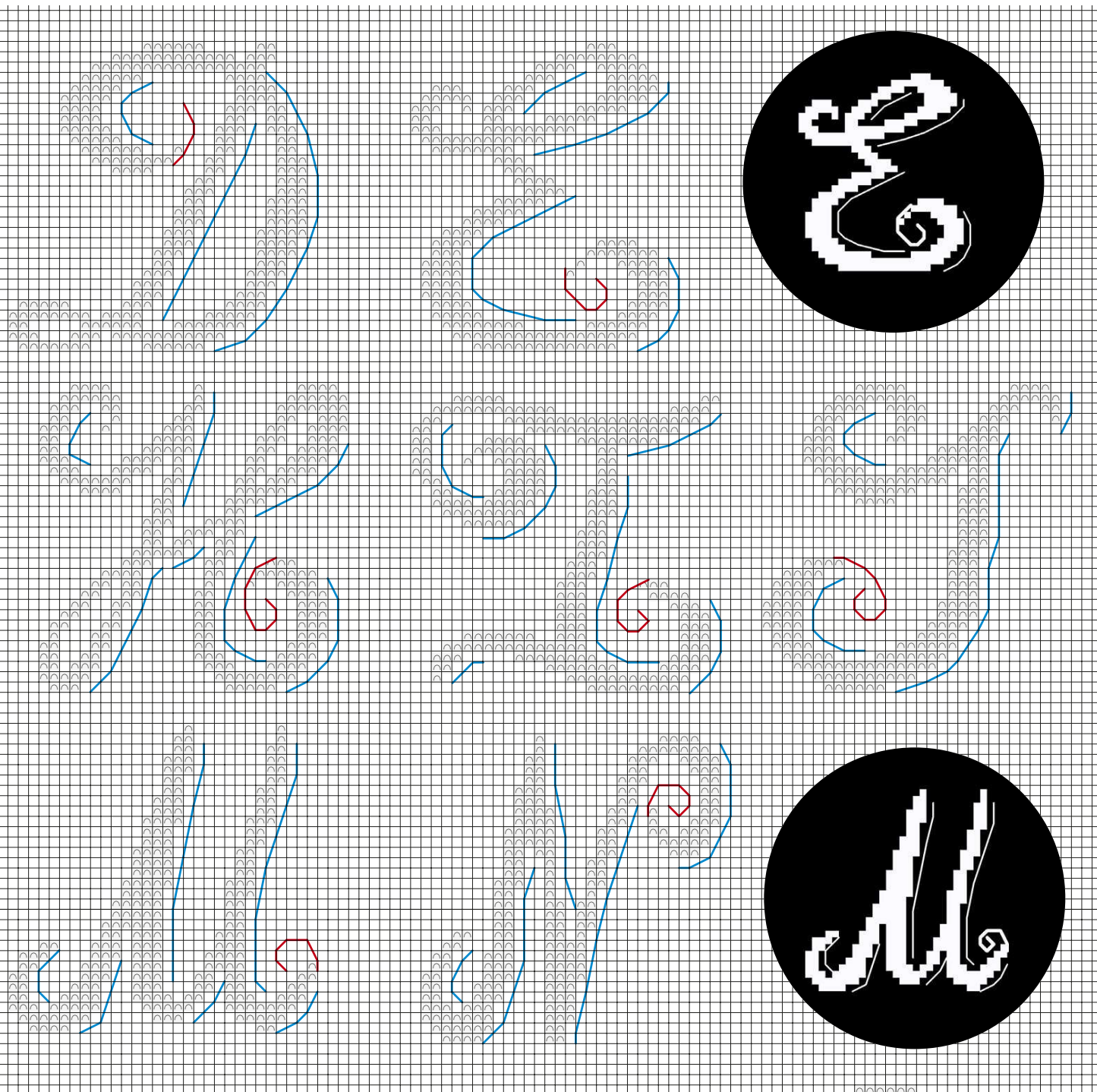
✦ Whole stitches only

Max. stitch count 30 (h) x 30 (w)

Design area on 14-count fabric
5.5x5.5cm (2¹/₄x2¹/₄in)

Stitched by Lynn Blackledge



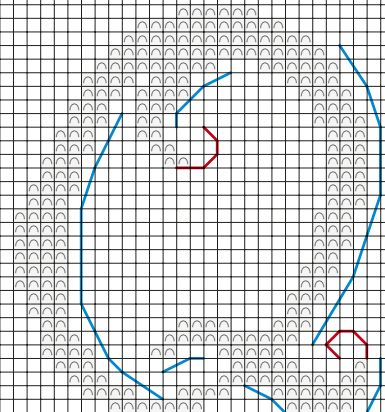


StephSays...



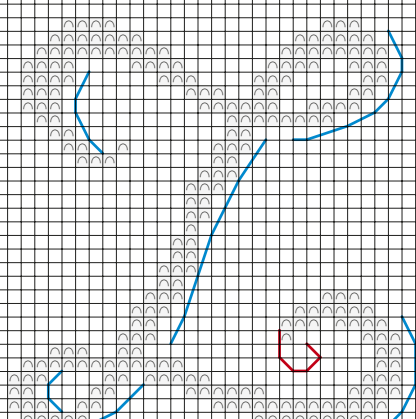
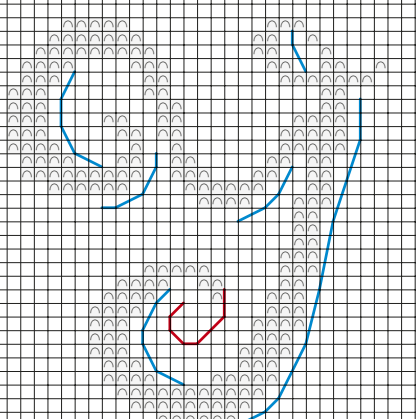

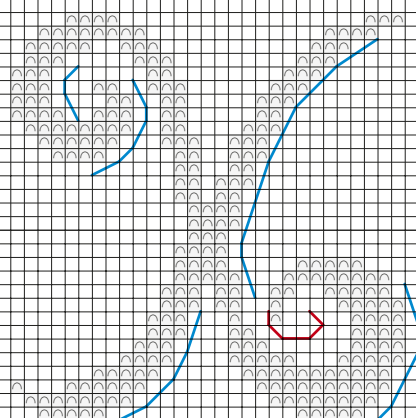
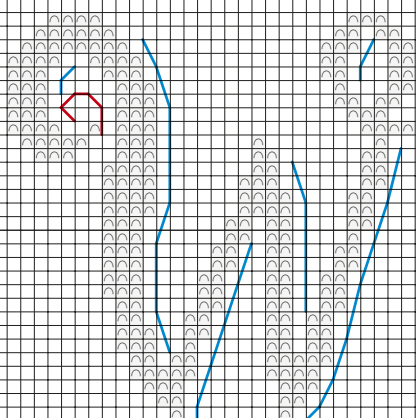
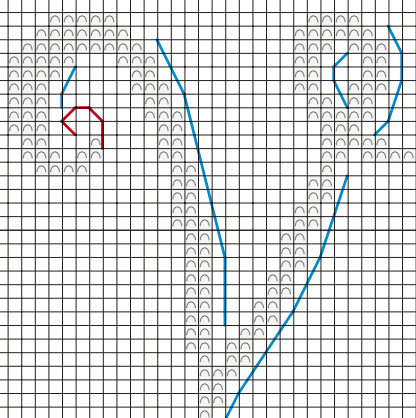

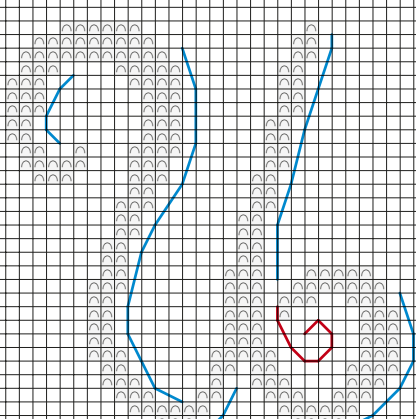
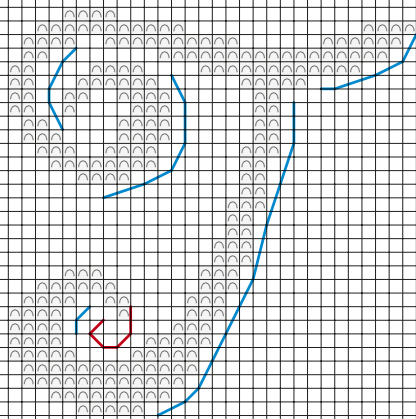
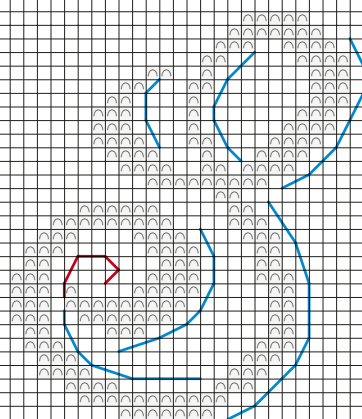
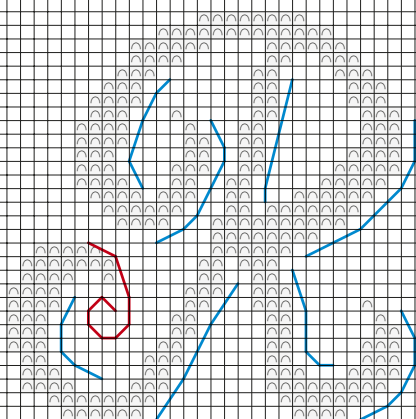

I consider myself a woman of taste, and these chalky abcs match my style perfectly! I'm looking forward to using them to decorate cards as well as gift tags and bunting!

Steph Maskery, Art Editor
Cross Stitch Crazy



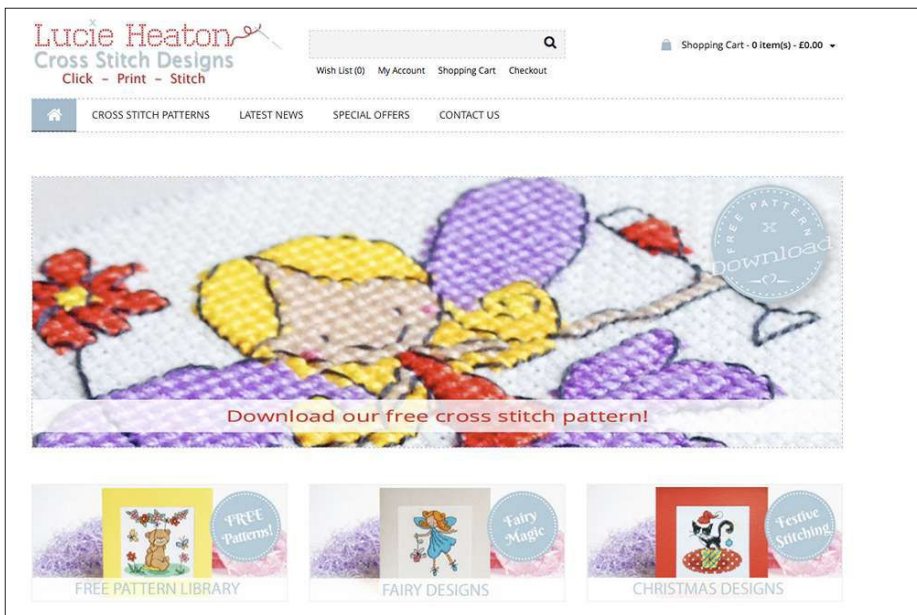
FIND
MORE
FREE
MAGAZINES

[HTTP://SOEK.IN](http://soek.in)



Join us online...

With the best gossip on social media plus top blogs and sites, get online with *Crazy* and get inspired!



FREE LUCIE HEATON CHARTS!

One of *Crazy's* star designers, Lucie Heaton, has generously made her extensive A-Z library of cross stitch motifs absolutely free! Any and all interested stitchers can simply visit Lucie's website and download a wide collection of charts created throughout Lucie's lengthy career in cross stitch design. The free database is organised alphabetically and each instant download features a full colour PDF chart. The best news of all? Lucie's library is still growing, so keep checking back to www.lucieheaton.com and be the first to snap up her newest work!

The twittersphere

What you've been tweeting about!

- ▶ I'm live cross stitching #TeamGB medals at #Rio2016! I already have so many medals stitched on my aida!
@CaterpillarXS
- ▶ I think I have a bit of a designer crush on #EmmaCongdon at the moment! I can't wait to see more of her work.
@JuliaCh824
- ▶ I need to finish my WIP quickly so I can start those Chandeliers in issue 220!
@michellethelamb

Facebook chat

Here's what you've been chatting about this month!

- ▶ I borrowed a book from the library with a beagle motif – I wanted stitch it for my own beagle, Watson. Long story short, Watson ate the cover and I had to buy the book!
Karen Lee
- ▶ I get so excited to use brand new threads and beads, specially DMC Light Effect threads!
Sarah Inscker
- ▶ Looking forward to all the Christmas charts! Believe it or not, I've already made a start on making labels.
Peter Thomas

Most liked...

Posted by Linda West on *Crazy's* Facebook wall: "Finished ten teapots by Durene Jones. They're so cute and colourful!"



Download of the month

www.cross-stitching.com
Make up these rustic hearts as charming decorations! Click on 'Charts & Patterns' and search for 'Free Rustic Hearts Chart'.



Pin of the month

www.ruedelabrocante.com
Upcycle your spools with a bit of stitchy ingenuity. Voilà! Now you have creatively festive wooden ornaments for your tree.



Tutorial of the month

www.thevillagehaberdashery.co.uk
Take your stitching with you everywhere by making this bespectacled notebook from the Village Haberdashery blog The Daily Stitch!

GET IN TOUCH!

- [facebook.com/crossstitchcrazy](https://www.facebook.com/crossstitchcrazy)
- twitter.com/crazy_magazine
- [pinterest.com/crazymagazine](https://www.pinterest.com/crazymagazine)

NB We reserve the right to edit your correspondence

SUBSCRIPTION ORDER FORM

Your details (essential)

Your choice of magazine(s)[†]

Price

Title First name

Surname

Address

Postcode

Home Telephone Number

Mobile Telephone Number

Email address

I would like to send a gift to... (optional)

Your choice of magazine[†]

Price

Title First name

Surname

Address

Postcode

Home Telephone Number

Email address

If you would like to take out more than one gift subscription, please go online or contact our call centre.

Payment Details

I enclose a cheque made payable to Immediate Media Company Ltd.

or

Please debit the following amount from my credit/debit card:

£ _____

Mastercard Visa

Card Number

□□□□ □□□□ □□□□ □□□□

Valid from □□□□ Expiry date □□□□

Signature _____ Date _____

To receive your free greetings card in time for Christmas, gift orders must be received by the 9th December 2016. This offer closes on the 31st December 2016.

This offer is valid for UK delivery addresses only. All savings are calculated as a percentage of the full shop price, excluding Radio Times which is calculated as a percentage of the Basic Annual Rate. For overseas rates visit www.buysubscriptions.com/christmas or call 01795 414 746. All Christmas gift subscriptions will start with the first issue available in January 2017. Should the magazine ordered change in frequency, we will honour the number of issues and not the term of the subscription.

* More titles are available online with discounts of up to 60%. Radio Times and Match of the Day subscriptions are for 26 weekly issues (6 months). The Basic Annual UK Subscription Rate of Radio Times is £131. This price is for 51 issues, which includes the Christmas double issue and a contribution towards postage. The Basic Annual UK Subscription Rate for Match of the Day is £117.71 for 49 issues.

[†]For Radio Times subscriptions please indicate which region you require: London, Anglia & Midlands North West, Yorkshire & North East Wales South, West & South West Scotland & Border Northern Ireland Please note, if a region is not selected, subscribers will automatically receive the London, Anglia & Midlands region.

X16PA

Your personal information will be used as set out in our Privacy Policy, which can be viewed online at immediate.co.uk/privacy-policy. Immediate Media Company Limited love to send you newsletters, together with special offers, and other promotions. Please tick here if you'd prefer not to receive these by Email Text Message Regular Post Telephone

Branded BBC titles are licensed from or published jointly with BBC Worldwide (the commercial arm of the BBC). Please tick here if you'd like to receive regular newsletters, special offers and promotions from BBC Worldwide by email. Your information will be handled in accordance with the BBC Worldwide privacy policy which can be viewed online at bbcworldwide.com/privacy.aspx

Please tick here to receive emails from Lonely Planet Global, Inc. for all your travel inspiration, tips and exclusive offers. Your information will be handled in accordance with Lonely Planet's privacy policy: lonelyplanet.com/legal/privacy-policy.

SAVE

on a gift

A magazine



SAVE 35%
£41.99 - 13 issues



SAVE 38%
£39.99 - 13 issues



SAVE 35%
£41.99 - 13 issues



SAVE 38%
£39.99 - 13 issues



SAVE 38%
£39.99 - 13 issues



SAVE 35%
£34.99 - 9 issues

3 easy ways to subscribe ▶

UP TO 50%

subscription this Christmas*

MORE
TITLES
AVAILABLE
ONLINE

for everyone



SAVE 40%
£46.99 - 13 issues



SAVE 43%
£43.99 - 13 issues



SAVE 35%
£41.99 - 13 issues



SAVE 40%
£46.99 - 13 issues



SAVE 43%
£43.99 - 13 issues




SAVE 40%
£46.99 - 13 issues



SAVE 35%
£41.99 - 13 issues



SAVE 43%
£29.99 - 12 issues



SAVE 35%
£34.99 - 12 issues



SAVE 40%
£39.99 - 26 issues

Take the hassle out of your Christmas shopping and give a gift that lasts all year

Order a magazine as a gift subscription before 9th December and not only will you save up to 50% on the price but we'll also send you a free Christmas card to personalise!

Remember ordering online is safe and secure, choose from any of these payment options

VISA



Call the hotline now on
01795 414746
and quote X16PA

Order online at
www.buysubscriptions.com/christmas
and quote X16PA

Complete order form below and send to:
FREEPOST IMMEDIATE MEDIA
(Please write in block capitals)

Cosy critters

As winter approaches, even animals are staying snugly warm in cute Scandinavian-style jumpers!

Designed by **Tiny Modernist**

Cold nights and blustery winds won't bother these four cheerful chaps – they're all wrapped up in their comfy Fair Isle knits and ready for the winter months! You can whip up a set in a weekend, and they don't demand too much experience, either, as they're made up of just whole stitches and backstitch. Kids will be instantly fond of these cuties, whether they receive them as a stocking filler or commit to stitching them up themselves. The perforated paper makes

Need to know

Stitch Time
5-6 hours each (approx)
Stitch Types
Whole cross stitch,
backstitch

the holes easier for little eyes to see – just make sure mum or dad helps to cut out the animals! Stitch your favourite, or make the whole gang for friends and family. You'll be taking style tips from these critters in no time! ●

ShoppingList...

Threads - Stranded cotton as listed in the key

Needle - Size 24 tapestry needle





Fabric - White 14-count perforated paper measuring 15x15cm (6x6in) for each design. To buy, visit www.craftdepartment.com or call ☎ 01539 823 199

Extras - Cord of your choice from your local craft store or handmade



*Even the animals
know when it's time
to wrap up warm!*





Crazy Kid Stitcher!



You are a winner!
Dominic
from Devon

“My name’s Dominic and I’m 10 years old. My mum is super proud of me – I made up the pattern for this stitch myself and even used some beads for the very first time! I’m so excited to be picked to win a prize!”

Crazy tip
It's best to store sheets of perforated paper in hard-backed envelopes

Alison Says...



My niece and nephew are going to flip when they see I've made them these ultra adorable

sweater-wearing Scandi animals to hang from their tree this year!

Alison Maney,
Production Assistant
Cross Stitch Crazy

Fair Isle animals

✦ Cross stitch in two strands

	DMC	Anchor	Madeira
∩	B5200	1	2401
∞	168	1096	1708
J	169	1040	1707
⊙	728	305	107
\$	906	256	1410
▽	964	185	1112
♥	3716	25	503
⊙	3799	236	1713
⊙	3801	1098	411
◆	3812	188	2706

✦ Backstitch in one strand

—	3799	236	1713
---	------	-----	------

✦ Whole stitches only

Max. stitch count 50 (h) x 43 (w)

Design area on 14-count fabric
9x8cm (3½x3in)

Stitched by Sandra Doolan

3 OF THE BEST... Animals in outfits

WINTER WANDER

Mr and Mrs Rabbit in the Snow measures 26x33cm (11x13in) when stitched on 14-count aida and costs £41 for a kit. This sweet spousal walk also comes as a 16- or 18-count kit for £38, or as a chart costing £5 as a download or by email, or £7 by post.

To buy, visit www.celticroseneedlecraft.com or call ☎01246 281 663



SHEEP JUSTICE

Talk about reclaimed fashion! This stitchy sheep will wear his wool however he can, even if he needs to wear it as a jumper! My Wool measures 11.4x12.7cm (4½x5in) and costs £3.77 for a downloadable chart.

To buy, visit www.creativepoppypatterns.com



MOUSE AT SEA

Let this sweet baby sail into your heart! The Sailor Mouse Cross Stitch Cushion Kit costs £25, measures 35x45cm (13¾x17¾in) and comes with everything you need to make an adorable pillow!

To buy, visit www.hobbycraft.co.uk or call ☎03300 261 400



I'm a Crazy Kid stitcher!

Are you a kid who's mad about cross stitch? If so, fill out the form below and send it in to us, along with a photo of you and your stitching, for the chance to feature in *Crazy!*

Name and address.....

.....

..... Postcode.....

Tel no.....

I'm a kid that's crazy about stitching and here's why

.....

.....

Please ask your parent or guardian to sign here

.....

Fill in and cut out this coupon (or photocopy) and send to:
Crazy Kids... Cross Stitch Crazy, Immediate Media Company Bristol Ltd, 2nd Floor, Tower House, Fairfax Street, Bristol BS1 3BN or email crazykids@cross-stitching.com



FISKARS®



DOWNLOAD THE CRAZY APP TODAY!



LOOK WHAT YOU GET!

AVAILABLE to download worldwide as soon as the issue goes on sale!

ZOOM IN on charts for ease of viewing

INTERACTIVE links – jump straight to your favourite projects and sites*

VIDEO tutorials for a step-by-step guide to stitching*



Perfect for kids!
Get creative with buttons



START YOUR FREE ONE MONTH TRIAL TODAY!**

Simply visit the app store on iTunes, Google Play, Zinio or Amazon using your tablet or smartphone, search for *Cross Stitch Crazy*, and download the app to start stitching! It's the perfect way for overseas readers to access the latest issue instantly, plus you can download our back issues, and save money by subscribing!

*Only available on Apple devices **After your one month free your subscription will continue at £3.99 a month. Free trial not available on Zinio – instead save 28% when you subscribe.

Enter to WIN!

Send us a postcard, drop us a text or enter online for a chance to win great prizes!

OVER
£990
OF PRIZES TO
BE WON!



Lakeside Needlecraft charts!

Online store www.lakesideneedlecraft.co.uk is a treasure trove of charts, kits and stichy accessories. A lot of the charts can be downloaded instantly, so you can get stitching straight away! We're giving away 30 of Lakeside's brand new Christmas PDF charts, designed exclusively for the store by Durene Jones. Featuring jolly reindeers and birds, the finished stich measures 28x10cm (11x4in), and is the perfect addition to your Christmas projects. For the chance to win, text **CSC222DURENE**, your name, postal address and email address to **87474** (texts will be charged at 50p plus your standard network rate) or label your postcard 'Durene Lakeside Needlecraft 222 giveaway'.

32 PRIZES
worth
£255

Creative Poppy Patterns vouchers!



A visit to www.creativepoppy.com is a great way to start off your Christmas stitching! You'll find a huge range of charts available, from Crazy designers including Shannon Wasilieff, Maria Diaz and Lesley Teare to stylish French designers such as Agnès Delage-Calvet and FéeFéedille. We're offering 25 lucky readers the chance to win a voucher worth £10 for the site. For the chance to win, text **CSC222POPPY**, your name, postal address and email address to **87474** (texts will be charged at 50p plus your standard network rate) or label your postcard 'Creative Poppy Patterns 222 giveaway'.



25 PRIZES
worth
£250

Fantastic Ribbons wreath kits!

Take a break from your stitching to make one of these cheery Christmas ribbon wreaths from Fantastic Ribbons! We've got 10 of these fun kits to give away.

Each one comes with 20 rolls of festive ribbons, wire and full instructions to make up your wreath. Make it for yourself, craft one to give away or even turn the project into a fun winter activity for kids and other family members. Best of all, you'll have plenty of ribbon left over to use in your Christmas stitching! Not to mention you'll find tons of other festive accessories for your seasonal WIPS at www.fantasticribbons.com. For the chance to win, text **CSC222RIBBONS**, your name, postal address and email address to **87474** (texts will be charged at 50p plus your standard network rate) or label your postcard 'Fantastic Ribbons 222 giveaway'.



10 PRIZES
worth
£250

Bothy Threads kits!

Christmas Mouse is a brand new festive chart from Bothy Threads (www.bothythreads.com) and joins a cute collection that also includes Baking Mouse and Sewing Mouse. This adorable chart features Mouse dressing up as Father Christmas and is just the stich to put you in a festive mood! To win one of 12 kits, text **CSC222MOUSE**, your name, postal address and email address to **87474** (texts will be charged at 50p plus your standard network rate) or label your postcard 'Bothy Threads Mouse 222 giveaway'.



12 PRIZES
worth
£239

Terms and conditions

For individual competitions, texts are charged at 50p plus your standard network tariff rate. To enter by post, please write your name, address and chosen competition on a postcard and send it to: *Cross Stitch Crazy 222*, 2nd Floor, Tower House, Fairfax Street, Bristol BS1 3BN. The closing date for all entries is 11.59pm on the 16 November 2016.

Promoter: Immediate Media Company Bristol Ltd. Promotion excludes Immediate Media employees. Open to UK residents only. By entering, you agree to be bound by the rules of the promotion. Only one entry per person, per competition allowed. No responsibility accepted for lost, delayed, ineligible or fraudulent entries. Winning entries chosen at random from all eligible entries. Winners notified

within 28 days of closing date. The draw is final, no correspondence will be entered into. For details of winners, send an SAE within two months of closing date. If any winner cannot be contacted within one month of the closing date, the promoter will offer the prize to a runner-up. The promoter reserves the right to substitute the prize with one of the same or greater value, with no cash alternative. By

entering this competition you agree to receive newsletters, future offers and promotions from Immediate Media Company Ltd and related third parties. If you do not want to receive this information, please add 'NO INFO' at the end of your text message or on your postcard. For customer care issues, please call the *Cross Stitch Crazy* team on 01179 279 009.

You can also enter for free online at www.cross-stitching.com/win

Round robin



Welcome guests into your home with a vibrant and modern variation on a traditional Christmas wreath!
Designed by Durene Jones

Just because it's freezing outside doesn't mean we have to stop stitching our favourite florals – there's a whole riot of colour to be found in holly leaves, ripe berries and lush green foliage! This Christmas wreath is bursting with bold winter hues – stitchers looking for a challenge will enjoy the complex modern style made with whole stitches, backstitch and French knots. Finished with

Need to know

Stitch Time

30 hours (approx)

Stitch Types

Whole cross stitch, backstitch, French knots

a lovely red robin at the centre, it's perfect for adding a splash of colour to your home! ●

ShoppingList...

Threads - Stranded cotton as listed in the key

Needle - Size 24 tapestry needle

Fabric - Zweigart 14-count white aida measuring 35x35cm (13³/₄x13³/₄in). To buy, visit www.sewandso.co.uk or call ☎ 0800 013 0150

Extras - 23cm (9in) wooden embroidery hoop. To buy, www.craftdepartment.com or call ☎ 01539 823 199. White paint, pom-pom trim and ribbon of your choice from local stores





We just adore the modern pom-pom trim!

Christmas wreath

✦ Cross stitch in two strands

	DMC	Anchor	Madeira
∩	blanc	2	2402
▼	319	224	1313 (2)
⊠	350	11	213
♥	352	9	303
§	368	214	1310
☆	721	324	308
+	732	281	1612
◇	734	279	1610
⊔	869	375	2105
●	920	1004	312
⊞	993	1070	1111
⊗	3024	900	1814
×	3828	373	2103
⊞	3856	368	2309

✦ Half cross stitch in two strands

▽	772	259	1604
↻	3348	264	1409

✦ Backstitch in two strands

—	937	268	1504
—	991	1076	1204
—	993	1070	1111
—	3021	905	1904

✦ Backstitch in three strands

—	3031	360	2003
---	------	-----	------

✦ French knots in one strand


●	993	1070	1111
---	-----	------	------

✦ Whole stitches only

Stitch count 129 (h) x 130 (w)

Design area on 14-count fabric
23.5x23.5cm (9 1/4x9 1/4in)

Stitched by Lisa Shaw



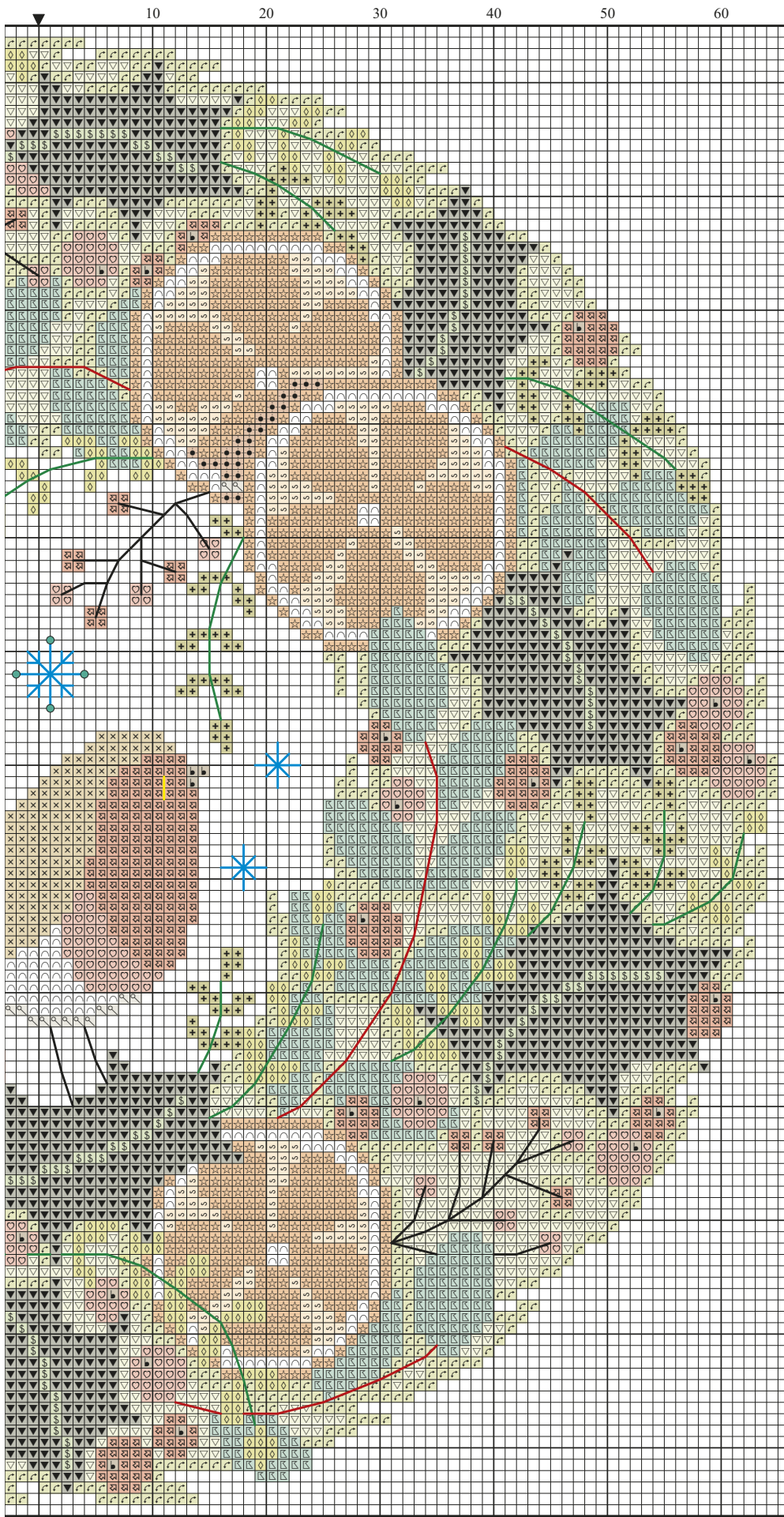
FionaSays...



This luxe wreath is practically alive with rich greens and stitchy fruits! My tired old holiday

wreath can't compete, particularly since this one features a charming robin in the centre. I'll start stitching this now to have it ready in time to use at home for the holidays!

Fiona Baker, Technical Editor
Cross Stitch Crazy



Crazy tip

Only add backstitch to your design after you've completed all the whole stitches

There's More

Love Durene Jones' oh-so-cute creations? Check out her other adorable charts in previous (and future!) issues of *Crazy!* We can't get enough of them!

▼ Back to school
Kawaii, *Crazy Kids*,
issue 219



▼ Reindeer and
Robin, Christmas
gift, issue 221



In the
next
issue!



▲ Scandi gnomes,
Mini Makes, issue 223

Challenge

Lucie

Crazy designer Lucie Heaton loves to bring your ideas to life, so send in yours today!

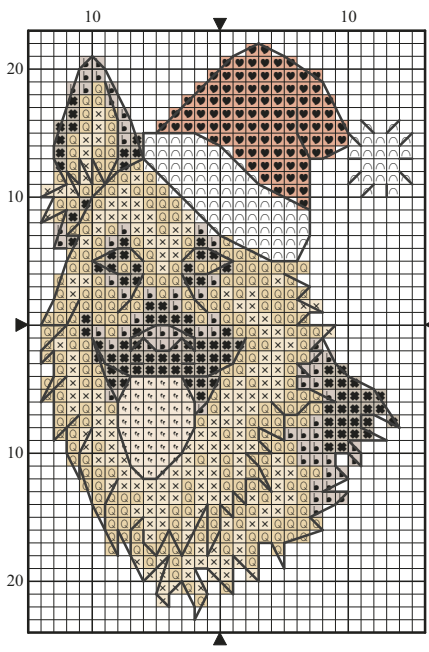
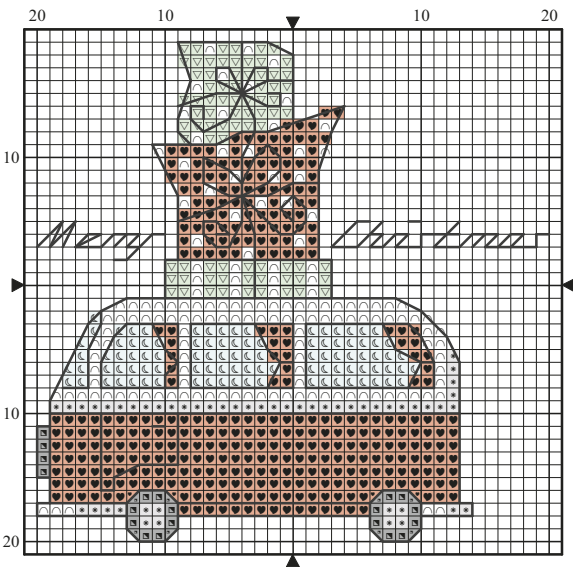


Camper Christmas

My chart request is for a Christmassy campervan please, Lucie! I have several friends who own one and I'd love to stitch them a special Christmas card. Thank you!

Zena Massey, Hampshire

Here's your campervan, Zena, stacked high with presents!
Lucie



Santa dog

My son's girlfriend loves German Shepherds, so I wondered if you could chart a realistic pup wearing a Santa hat, Lucie! I'd like to frame it so my son's girlfriend can display it every Christmas.

Angela Kirtley, by email

We think this doggie looks very fine in his Santa hat! Everyone will adore him!
Lucie

German Shepherd

✦ Cross stitch in two strands

	DMC	Anchor	Madeira
∩	blanc	2	2402
♥	349	1098	212
Q	436	1045	2011
×	437	362	2012
⌘	754	1012	305
♣	3021	905	1904
♠	3790	393	1905

✦ Backstitch in one strand

—	3799	236	1713
---	------	-----	------

✦ Whole stitches only

Stitch count 45 (h) x 29 (w)
Design area on 14-count fabric
8x5.5cm (3¼x2in)

Festive campervan

✦ Cross stitch in two strands

	DMC	Anchor	Madeira
∩	blanc	2	2402
♥	349	1098	212
*	415	398	1802
∩	800	144	908
∇	954	203	1207
■	3799	236	1713

✦ Backstitch in one strand

—	3799	236	1713
---	------	-----	------

✦ Contains fractionals

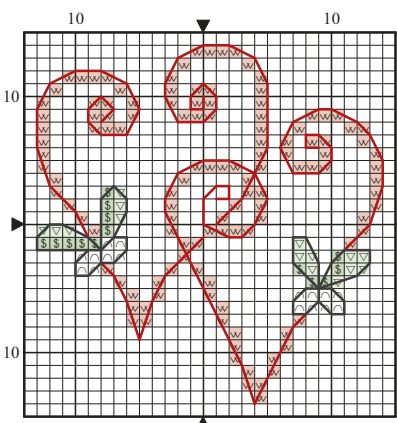
Stitch count 39 (h) x 40 (w)
Design area on 14-count fabric
7x7.5cm (2¾x2¾in)

Love hearts

I'm getting married in December, and would love to stitch a little something for each table. Would you be able to chart a design with two hearts and mistletoe?

Charlie Grimes, Middlesex

Huge congratulations on your nuptials, Charlie!
Lucie



Hearts

✦ Cross stitch in two strands

	DMC	Anchor	Madeira
∩	blanc	2	2402
∩	352	9	303
\$	912	209	1213
∇	954	203	1207

✦ Backstitch in one strand

—	349	1098	212
—	3799	236	1713

✦ Whole stitches only

Stitch count 28 (h) x 27 (w)
Design area on 14-count fabric
5x5cm (2x2in)

Squirrel

✳ Cross stitch in two strands


	DMC	Anchor	Madeira
J	318	399	1801
☞	414	235	1714
*	415	398	1802
Q	436	1045	2011
x	437	362	2012
b	738	367	2103
■	3799	236	1713

✳ Backstitch in one strand

—	3799	236	1713
---	------	-----	------

✳ Whole stitches only

Stitch count 40 (h) x 35 (w)
Design area on 14-count fabric
7.5x6.5cm (2³/₄x2¹/₂in)



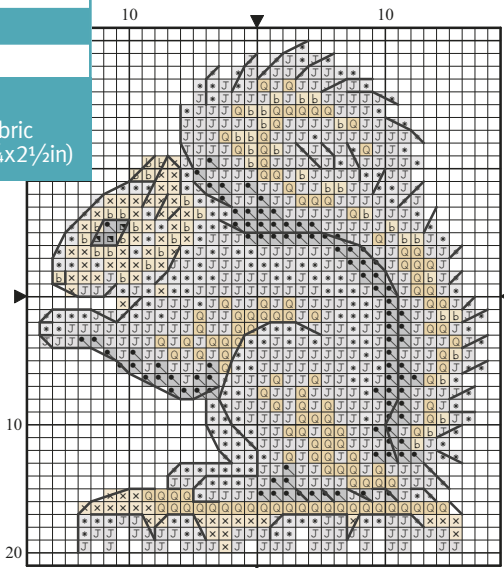
Nutty guy

Could you please chart me a squirrel, Lucie? I'd like to stitch one for a birthday card for my two-year-old grandson who lives in Australia. He loves squirrels and is always chasing them around the park! Thank you very much!

Linda Marshall, Surrey

You're welcome, Linda! Here's a gorgeous little grey squirrel for you. I hope your grandson likes his wild and stitchy card as much as he does real squirrels. Personally, I think he'll go nuts over it!

Lucie

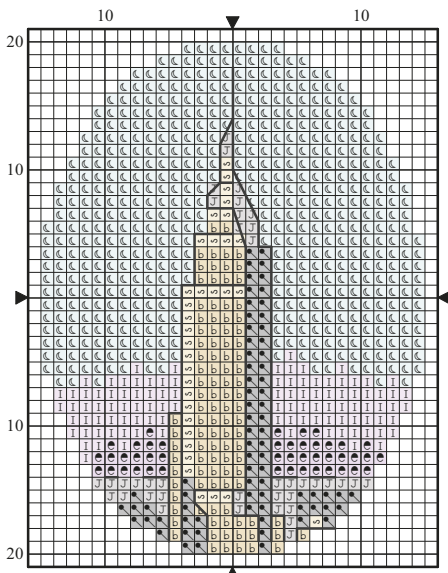
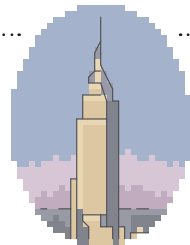


Sky high

A friend of mine recently got promoted and is moving to New York. Please, could you design a chart of the Empire State Building to stitch as a leaving card? Thank you!

Jody Miller, Essex

Here's to your friend's new horizons, Jody!
Lucie



Empire State building

✳ Cross stitch in two strands

	DMC	Anchor	Madeira
e	210	108	802
I	211	342	801
J	318	399	1801
☞	414	235	1714
b	738	367	2103
s	739	366	2014
⊖	800	144	908

✳ Backstitch in one strand

—	3799	236	1713
---	------	-----	------

✳ Whole stitches only

Stitch count 40 (h) x 30 (w)
Design area on 14-count fabric
7.5x5.5cm (2³/₄x2in)



Tiger toes

Please could you chart me a tiger in a tutu, Lucie? I'd like to stitch this for my friend as a silly birthday card – it's an ongoing joke, so I know she'll love it!

Jenny Dunk, Leeds

Here's your ballerina tiger, Jenny! This fierce feline is a fab, dazzling dancer who loves to spin, pirouette and plié! I hope your friend leaps for joy when she receives her fabulous birthday card!

Lucie



Tiger in a tutu

✳ Cross stitch in two strands

	DMC	Anchor	Madeira
∩	blanc	2	2402
☞	603	55	505
A	605	1094	613
☆	742	303	114
b	3790	393	1905
■	3799	236	1713

✳ Backstitch in one strand

—	3799	236	1713
---	------	-----	------

✳ Whole stitches only

Stitch count 40 (h) x 34 (w)
Design area on 14-count fabric
7.5x6cm (2³/₄x2¹/₂in)

I challenge Lucie...

If there's something you would like to have charted, challenge me, Lucie, and I'll come up with the goods. Please note, I can only fit in fairly small designs and for copyright reasons I'm unable to chart characters from films and TV – but go on, make it something crazy!

My chart request

I'd like this chart because

Your name and address

Fill in and cut out this coupon (or photocopy it) and send it to:
Challenge Lucie, Cross Stitch Crazy, Immediate Media Company Bristol Ltd, 2nd Floor, Tower House, Fairfax Street, Bristol BS1 3BN, or email challengelucie@cross-stitching.com

Track it Down



Sherlock Anne's on hand to track down the designs you crave. Send her your requests today!

Taste of the Orient

I'm looking for a design to stitch on a cushion for my Oriental-themed bedroom, preferably something square and featuring peach or turquoise? I hope you can help me out here, Anne!

Kelly Tanner, Neath



I think I may have hit the nail on the head with this one, Kelly. I hope you agree! It's a chart by one of our very own designers, Lesley Teare, and it's simple to stitch as it's only made up of whole stitches. You can choose to stitch this project either on 14-count aida or 28-count evenweave, depending on your preference. Gold metallic threads are used in some areas, giving the design a luxurious feel that's

perfect for an Eastern-themed bedroom like yours. The design measures 22x22cm (8½x8½in), so it's just the right size for a cushion, too. Or you could hang it on your wall as a stichy point of interest! Plus, it features both your requested colours – now isn't that lucky? This Oriental Crane chart costs just £4 when you visit www.lesleyteare.com

Friendly red robin

I always send Christmas cards with robins on them, and now that I've taken up cross stitch I'd love to make my own. Can you suggest a kit that's quick and easy to stitch, please?

Jen Fraser, Birmingham



Mouseloft is a great place for cute card kits that are also very quick to stitch, and there are stacks upon stacks of designs to choose from, with plenty of Christmas cards included! I personally love this Little Winter Robin design – you can buy it as a kit with a card blank included for £2.89, or without the card blank for £2.29. The design is stitched on 14-count aida in whole cross stitches and backstitch only, and fits within a

6.4cm (2½in) circular aperture. It's from their Stitchlet range, which is just right for making homemade cards – being so small, it takes no time at all to make it up. You should have no trouble stitching this robin multiple times for friends and family – or pick from their other robin-themed designs to make a set! Visit the Mouseloft website at www.mouseloft.co.uk to buy.

Track it down for me...

Please find the following design for me – I'm crazy for it! (Continue on another sheet if necessary)

The design I want and why

.....

My name and address.....

.....

Email

Tel.....

Fill in and cut out this coupon (or photocopy) and send to:
Track it down, Cross Stitch Crazy, Immediate Media Company Bristol Ltd, 2nd Floor, Tower House, Fairfax Street, Bristol BS1 3BN or email trackit@cross-stitching.com

Beyond baubles

I want to stitch some decorations for Christmas, and I'd like them to be a bit different than your typical baubles. Do you have any suggestions, Anne?

Sarah Cork, Workington



How about a 3D decoration, Sarah? This sweet Decorating the House kit shows Santa putting greenery around the walls – and Rudolph eating it! The walls and roof sparkle with beads and metallic thread, giving it a very festive feel. The house measures 7.5cm (3in) high and is stitched on 18-count aida. The kit is part of an extensive collection of 3D projects designed by Meg Evershed at The

Nutmeg Company. This particular stitch costs £13.95, but there are lots to choose from! To buy, visit www.3dcrossstitch.co.uk or call ☎ 01748 884 926. Be sure to check out the other kits available, as once you've stitched one, you'll be hooked on making projects that stand out from the crowd!

Bold butterfly

Can you find me a simple butterfly design that's not too 'girly,' please? Thanks, Anne!
Elaine Howarth, Bristol

This took some finding, Elaine, but I got there in the end! I love this Snowflake Butterfly design from Koekoek. It comes as a kit with everything you need to recreate the image, including a 15cm (6in) hoop, which you can make use of while stitching and then use to frame your handiwork afterwards! I love the way this design is beautifully simple yet full of detail – it's the best of



both worlds. You'll find this kit at £23.06, along with plenty of other fab kits and charts when you visit the online shop www.etsy.com/shop/koekoek

Eat, sleep, snowboard

It's my grandson's 16th birthday soon and he's really into snowboarding. What can I stitch for him, Anne?
Kay Gilbert, Tipton

Vervaco's Snowboarder kit could be just the thing, Kay. At 13x18cm (5x7in), it's the perfect size for a card. Or, if you prefer, you could stitch it to fit inside a standard-sized frame that won't break the bank. We're thinking a simple wooden frame to offset the bright colours and playful style. This project has a colourful and fun vibe that most teens will appreciate, especially if they're like your grandson and interested in the sport! Your grandson will surely love having this themed



stitch hanging on his wall or in his birthday card. Plus, it's easy to stitch on 14-count aida, so hopefully you'll enjoy it as much as him! The kit is for sale for £16.76 when you go online to www.thehappycross-stitcher.com or call ☎ 01325 240 192.

More than words

My wife is mad for word games, especially crosswords. She also loves cross stitch. I've not stitched before but I would love to surprise her by stitching something for her. And I like a challenge! Can you help me find the perfect kit, Anne? Please and thank you!
John Barrett, Tickenham

What a lovely idea, John. I'm sure your wife will be bowled over by whatever you stitch for her. But since you've asked me to find the perfect kit, that's just what I've done!

Love Letters from Bothy Threads will hit the spot with all crossword and word game fans, and it will also make a beautiful gift for your special someone as it features a number of romantic words. She'll no doubt be over the moon for this loving and very personal gesture, especially if you present it to her over champagne and a fancy dinner (hint, hint, John!). Fair warning, though – this might not be the easiest design to stitch. It's quite large at 26x26cm (10¼x10¼in) and uses backstitch and a few French knots, but you did say you like a challenge! The kit costs £24.99 from www.bothythreads.com or if you call ☎ 01900 828 844.




Chart choice

This month: *Christmas trees*

Stitch the perfect tree for your home this year

Colourful charm

£3.65, Christmas Ornaments by My Funny Stitches
www.etsy.com/shop/MyFunnyStitches1
This thoroughly modern design all the way from Kiev in Ukraine looks great displayed in a hoop, or framed and hung above a mantelpiece. Stitch it on 14-count aida for a finished size of 28x41cm (11x16in).



Pure grace

£2.49, Christmas Tree by Well Stitches
www.etsy.com/shop/wellstitches
Free yourself from colour changes! This project uses just one thread shade, so it's a straightforward stitch. It's designed to be stitched on 14, 18 or 22-count aida and will make an elegant Christmas gift.



Scandi-style

£3.52, Christmas Tree by Lucky Star Stitches
www.etsy.com/shop/luckystarstitches
This cute Scandinavian-style tree fits into a 15cm (6in) embroidery hoop when stitched on 14-count aida. Easy to stitch with no backstitch or fractionals, it will make a thoughtful pressie for special friends and beloved family members!



Joyful fun

From £2.29, Jolly Tree by Mouseloft
www.mouseloft.co.uk
This design is full of the joys of Christmas! It's the perfect size for a card and would also make a great decoration to hang from the tree. It's a speedy project, and is a great way to get in the spirit of the season.



FREE! 28 GIFT TAGS
& GREETINGS CARDS



Mollie
MAKES

110 GORGEOUS GIFT
& DÉCOR IDEAS

WE LOVE CRAFT

CHRISTMAS

CROCHET • KNITTING • SEWING • PAPER-CRAFT • JEWELLERY



NEW 2016
EDITION!



JUST
£9.99!



The team behind *Mollie Makes* brings you a collection of seasonal makes for **stylish crafters**. Be inspired to give **handmade gifts** and style a **festive home** with over **110 exciting projects and ideas**. Packed with crochet, knitting, sewing, papercrafts, jewellery-making DIYs and so much more!

ORDER YOUR COPY TODAY!

Call 0844 844 0388 and quote 'Mollie Christmas 16'

Online www.buysubscriptions.com/craftspecial

Lines open weekdays 8am to 8pm and Saturday 9am to 1pm. Overseas please call +44 (0) 1795 414 676.
EUR price £12.99, ROW price £13.49. All prices include p&p.

Stitch onto gold flecked aida for a glam look!

CUT OUT AND KEEP



Purrfect Xmas



Stitch these naughty little kittens as they rummage around in presents, causing heaps of chaos as they go!

Designed by Lucie Heaton



Match your ribbon to a colour in the chart!

Cut-out&Keep ✂

Quick and easy to stitch one a night!

Need to know

Stitch Time

4-6 hours each

Stitch Types

Whole cross stitch,
Backstitch

ShoppingList...

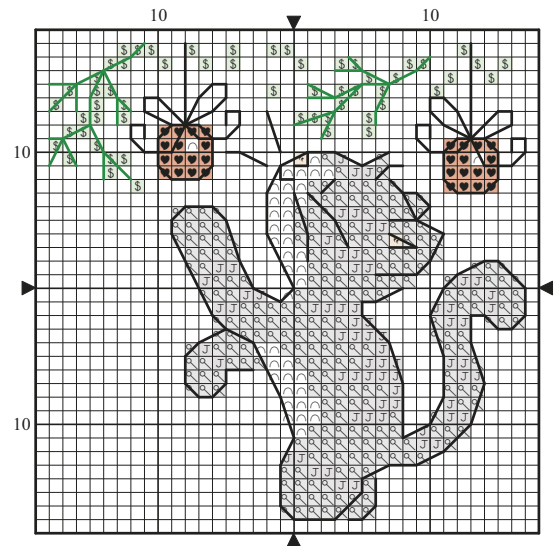
Threads - Stranded cotton as listed in the key

Needle - Size 24 tapestry needle

Fabric - Zweigart 14-count gold flecked white aida (118) measuring 15x15cm (6x6in) for each design.
Available from Sew and So, call

☎ 0800 013 0150 or visit www.sewandso.co.uk

Extras - Craft Creations square white aperture cards (AP10U) from www.craftcreations.com or
☎ 01992 781 900, and ribbon from local stores



Curious cat

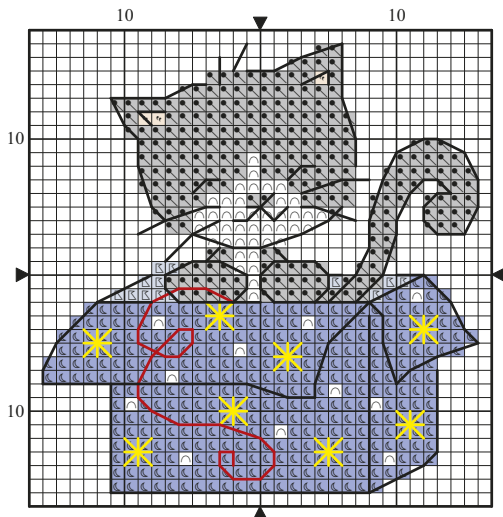
✂ Cross stitch in two strands

✂ Cross stitch in two strands

	DMC	Anchor	Madeira		DMC	Anchor	Madeira
∩	blanc	2	2402	⊞	954	203	1207
J	318	399	1801	✂	Backstitch in one strand		
♥	349	1098	212	—	910	228	1302
🔍	415	398	1802	—	3799	236	1713
⊞	754	1012	305	✂	Whole stitches only		

Stitch count 35 (h) x 35 (w)

Design area 14-count fabric 6.5x6.5cm (2½x2½in)



Cat in the box

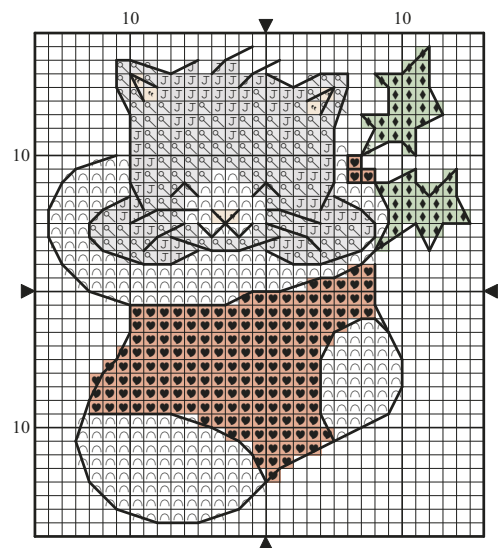
✂ Cross stitch in two strands

✂ Cross stitch in two strands

	DMC	Anchor	Madeira		DMC	Anchor	Madeira
∩	blanc	2	2402	⊞	799	145	910
🔍	414	235	1714	✂	Backstitch in one strand		
⊞	754	1012	305	—	blanc	2	2402
∩	798	131	912	—	349	1098	212
				—	3799	236	1713
				✂	Whole stitches only		

Stitch count 33 (h) x 32 (w)

Design area 14-count fabric 6x6cm (2½x2½in)



Stocking cat

✂ Cross stitch in two strands

✂ Cross stitch in two strands

	DMC	Anchor	Madeira		DMC	Anchor	Madeira
∩	blanc	2	2402	⊞	754	1012	305
J	318	399	1801	⊞	912	209	1213
♥	349	1098	212	✂	Backstitch in one strand		
🔍	415	398	1802	—	3799	236	1713
				✂	Whole stitches only		

Stitch count 35 (h) x 31 (w)

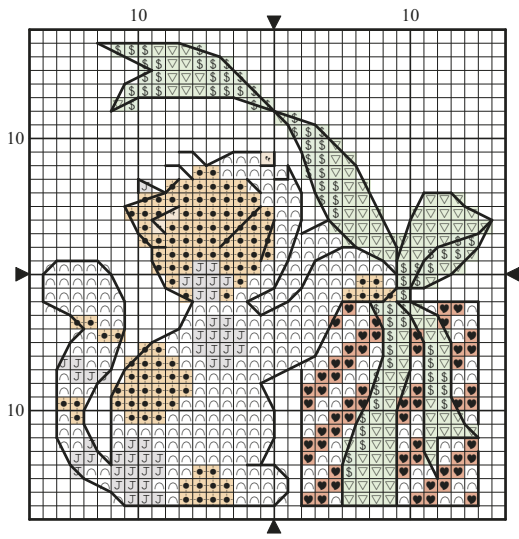
Design area 14-count fabric 6.5x5.5cm (2½x2in)

*Friends with curious cats
will relate to these
cute stitches!*



*Sparkly accessories
add an extra
festive flair!*

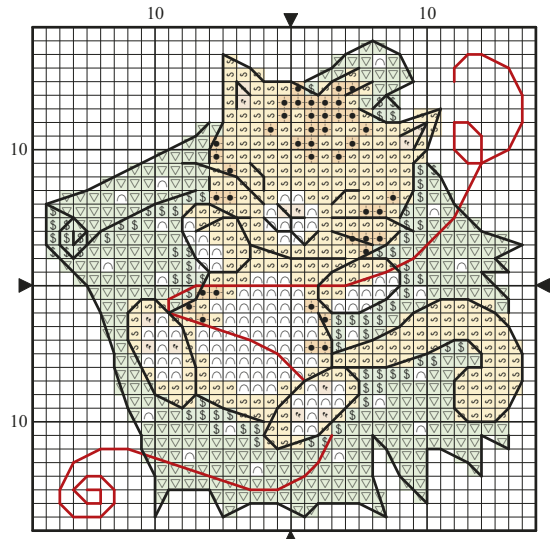




Is this for me?

	✘ Cross stitch in two strands			✘ Cross stitch in two strands			
	DMC	Anchor	Madeira		DMC	Anchor	Madeira
∩	blanc	2	2402	▽	955	206	1210
J	318	399	1801	●	3854	313	114
♥	349	1098	212	✘ Backstitch in one strand			
☺	754	1012	305	—	3799	236	1713
\$	954	203	1207	✘ Whole stitches only			

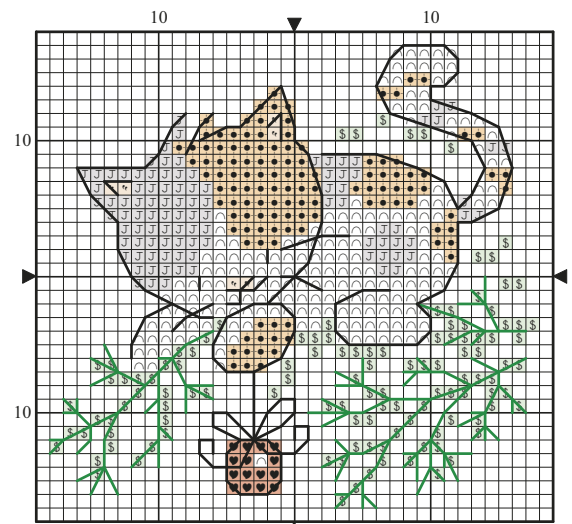
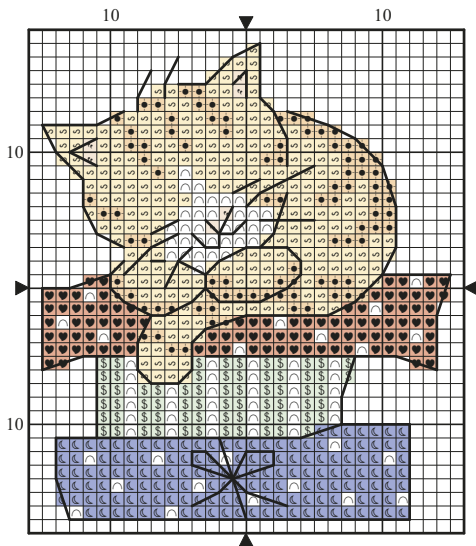
Stitch count 34 (h) x 33 (w)
Design area 14-count fabric 6x6cm (2½x2½in)



Fun with gift wrap

	✘ Cross stitch in two strands			✘ Cross stitch in two strands			
	DMC	Anchor	Madeira		DMC	Anchor	Madeira
∩	blanc	2	2402	∩	3855	311	2513
☺	754	1012	305	✘ Backstitch in one strand			
\$	954	203	1207	—	349	1098	212
▽	955	206	1210	—	3799	236	1713
●	3854	313	114	✘ Whole stitches only			

Stitch count 35 (h) x 35 (w)
Design area 14-count fabric 6.5x6.5cm (2½x2½in)



Cat nap on gifts

	✘ Cross stitch in two strands			✘ Cross stitch in two strands			
	DMC	Anchor	Madeira		DMC	Anchor	Madeira
∩	blanc	2	2402	●	3854	313	114
♥	349	1098	212	∩	3855	311	2513
☺	754	1012	305	✘ Backstitch in one strand			
☾	798	131	912	—	3799	236	1713
\$	954	203	1207	✘ Whole stitches only			

Stitch count 35 (h) x 30 (w)
Design area 14-count fabric 6.5x5.5cm (2½x2½in)


Cat in a Christmas tree

	✘ Cross stitch in two strands			✘ Cross stitch in two strands			
	DMC	Anchor	Madeira		DMC	Anchor	Madeira
∩	blanc	2	2402	\$	954	203	1207
J	318	399	1801	✘ Backstitch in one strand			
♥	349	1098	212	—	910	228	1302
☺	754	1012	305	—	3799	236	1713
				✘ Whole stitches only			

Stitch count 34 (h) x 36 (w)
Design area 14-count fabric 6x6.5cm (2½x2½in)

Teabreak

Put your feet up and test those little grey cells with *Crazy's* crossword and sudoku!



Complete the crossword and rearrange the letters in the coloured squares to spell a savoury meal (7)

Across

- 1) Minced meat and mashed potato dish (7,3)
- 8) Group of players in a contest (4)
- 9) Desire for food (8)
- 11) Citrus peel (4)
- 12) Dark green vegetable (7)
- 15) Oval earthenware cooking dish (7)
- 19) Compass point (4)
- 20) Pasta tubes (8)
- 22) Shoe with a rubber sole (4)
- 23) Takeaway food (10)

Down

- 2) Egg dish (8)
- 3) Ketchup ingredient (6)
- 4) Savoury sauce (5)
- 5) Fizzy drink (3)
- 6) Traditional Italian dish (5)
- 7) Long seat without a back (5)
- 10) Provide with necessary supplies (5)
- 12) Notice, catch sight of (3)
- 13) Thin clear meat soup (8)
- 14) Alcoholic drink made from apples (5)
- 15) Herb with a strong mintlike smell (5)
- 16) Large US cattle farm (5)
- 17) Sharp hot condiment (6)
- 18) Ascend (5)
- 21) Be obliged to pay (3)

WIN!

Solve these fun puzzles and win these cute kits!

Once you've completed the crossword or sudoku, text* in your answer (see below for details) for the chance to win these adorable retro car and camper van keyring kits from Permin, worth £22.50 all together! To buy, visit the website www.mwfabrics.co.uk or call 0800 013 0150.



TO ENTER: *Text **CSC222PUZZLE** followed by your answer, name, email address and postal address to 87474. Texts will be charged at 50p plus your standard network rate. For full terms and conditions turn to page 63. To enter by post, send your answer, name and address on a postcard to: *Crazy 222 Crossword, Cross Stitch Crazy*, Immediate Media Company Bristol Ltd, 2nd Floor, Tower House, Fairfax Street, Bristol BS1 3BN. Closing date is 16th November 2016.

Fill in the blanks so each row, column, and 3x3 box contains the numbers 1-9. Text* the numbers in the coloured squares to enter the competition.

							4	
4	3			8			6	7
		8			1	2		
					3		2	9
	1	5	8		9			
	6		5			1		
2		9				7		5
	7					3		1
1				4				



Cross stitch

How To

Start stitching today with Technical Editor Fiona's handy guide

Understanding charts and keys

Follow the steps below for an introduction to getting started, then use the simple instructions opposite to learn each stitch!



Reading the chart

Our charts are printed with coloured squares containing a symbol that represents squares to be stitched on the fabric. The key alongside the chart will tell you what colour thread each symbol corresponds to, so you know which one to thread your needle with (see right).

Where to start

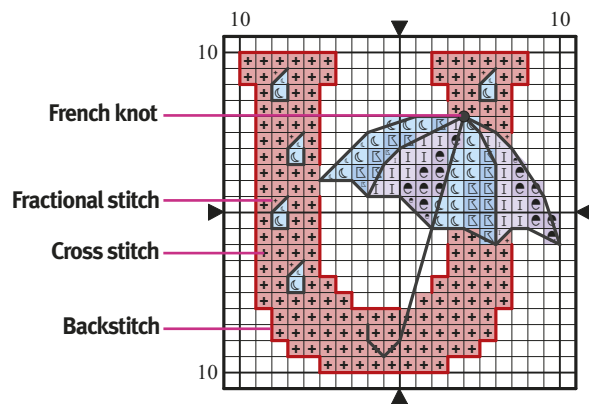
The centre of our cross stitch charts is marked out using small arrows on the edge of each side of the chart. This is the best place to start stitching, so you end up with the design in the middle of the fabric. To find the centre of your fabric, fold it in half horizontally, open it up and fold it vertically. When you open the fabric again, you'll find the creases mark the centre.

Following our keys

All our charts are accompanied by keys that tell you how many strands of thread to stitch in (each length of stranded cotton contains six strands), the thread colours needed (listed in numbers), whether there are backstitch lines, French knots or fractional stitches (see page 79 for details of how to work these), and the size of the design. The thread numbers listed in the first column of the key refer to the brand that we've used to stitch the design, then numbers for two other brands of threads are given. These are not always exact equivalents, but are the closest colour match available.

Finding what you need

Each project includes a shopping list telling you what needle you'll need, and the type and size of fabric required. It'll also include the sizing or details of other products you'll need to frame or finish it in the same way we have.



Symbol and colour that corresponds to the chart

Type of stitch and number of strands

Stitch count – how many stitches high and wide the design is

U is for Umbrella

✕ Cross stitch in two strands

	DMC	Anchor	Madeira
I	155	109	902
☾	996	433	1103
●	3746	1030	2702
+	3801	1098	411
⊠	3843	410	1102

✕ Backstitch in one strand

—	666	46	210
—	3799	236	1713

✕ French knots in one strand

●	3799	236	1713
---	------	-----	------

✕ Contains fractionals

Stitch count 20 (h) x 20 (w)
Design area on 14-count fabric
3.5x3.5cm (1½x1½in)

Design area – what the design will measure when stitched on the specified fabric


The three main brands of thread we use. The first column is always the one that we've used to stitch the design

Thread number represented by the symbol

Perfect for beginners

Small, quick designs, such as the umbrella opposite, are ideal to try if you're new to stitching. For more simple designs, take a look at these:

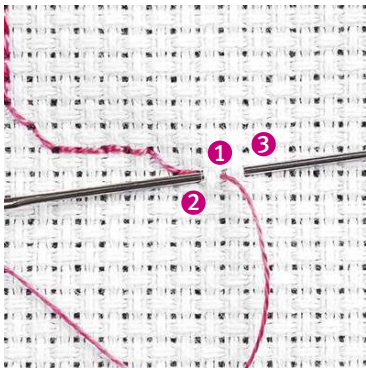
- ▶ **PAGE 6**
Fairy tag kit
- ▶ **PAGE 16**
Kawaii Xmas gift ideas
- ▶ **PAGE 34**
Nativity scenes
- ▶ **PAGE 58**
Scandi animals
- ▶ **PAGE 73**
Cat Christmas cards



Reverse of fabric

Getting started

The loop method is the neatest way to start stitching, but can only be done with an even number of strands. Cut a 40cm (16in) thread length, then fold one strand in half. Thread the needle with the ends to form a loop, and bring the needle up through the fabric (above left). As you take it back down, pass it through the loop and pull to secure.




Backstitch

Backstitch is shown by a coloured line and is added to stitching to create detail. Work the backstitch over individual blocks on aida, or pairs of threads on evenweave. Bring the needle up through the fabric at 1 and take it down at 2, up at 3 and so on, so that you are working back on yourself.




Fractional stitches

To make a quarter stitch, bring the needle up at the corner of a square and take it down through the centre, halfway across the diagonal, splitting the aida block (above left). To turn this into a three-quarter stitch, make a half cross stitch across the other diagonal of the square. This creates a half



You'll need to make a whole cross stitch for each coloured square on the chart. Bring the needle up at the bottom left corner of a square and down at the top right corner. This is called a half cross stitch. Bring the needle up again at the bottom right corner and back down at the top left to finish off the cross stitch (above centre).



French knots

French knots appear as dots on your chart. Bring the needle up through the fabric, then holding the thread with your left hand, wind it round the needle as many times as advised in the key. Holding the thread taut, take the needle down part of a block away. Pull through until a neat knot is formed.

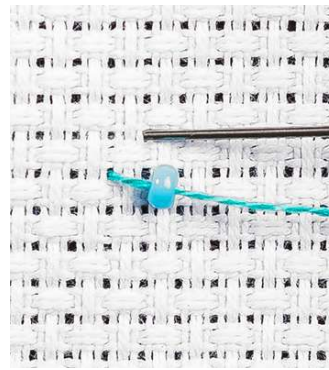


cross stitch across the quarter stitch. If you have to make two fractional stitches back-to-back in the same square, you'll need to decide which is a quarter stitch and which is a three-quarter stitch. Usually, the three-quarter stitch (shown here in pink) is made in the foreground colour of the design.




TIP Working a row of half cross stitches (above right), then completing the whole cross stitch on the return journey, is a quick way to work, especially when stitching block sections of colour.

TIP Work each half cross stitch in the same direction, so the top 'arms' of your cross stitches all face the same way.



Seed beads

To attach seed beads, you'll need to use a beading needle instead of a tapestry needle, as they're thinner. With a single strand of thread, use a half cross stitch to secure your beads, making sure the 'arms' of your stitches are all facing the same way.



Finishing your thread

Once you've finished stitching, finish off your threads by running your needle through the back of several stitches that you've already completed. Snip off the ends neatly with a sharp pair of embroidery scissors, as close to your fabric as possible.

AFGHAN – a woollen blanket or rug with areas for cross stitching

AIDA – the most common cross stitching fabric, made up of threads woven in blocks rather than singly

AIDA BAND – a thin strip of aida with a decorative edge, used to adorn towels, bookmarks, etc.

Comes in various widths
APERTURE – the space through which a design is shown (mainly on cards and in frames)

BEADING NEEDLE – a long, fine needle that slides easily through seed and bugle beads

DESIGN AREA – the measurement of the finished design, depending on the count of fabric used

EVENWEAVE – fabric made from evenly-spaced woven threads. It's softer and more flexible than aida

FABRIC COUNT – the number of holes per inch (HPI) on your fabric.

The higher the number, the finer your fabric will be

FABRIC SIZE – the size of fabric needed for the design, including allowance for framing

FRACTIONAL STITCH – stitches made from a quarter or three-quarters of a cross stitch

HALF STITCH – the first arm of the cross. Used to give a less dense stitch to lighter areas

HOOP – a plastic or wooden circular frame that holds your fabric taut while you stitch on it

JOBELAN – one of the most widely used types of evenweave fabric

KEY – a list of all the threads and stitches used in a design, and their respective chart symbols

LONG STITCH – long backstitches that extend over larger areas of the fabric, to depict sky or grass etc

PERFORATED PAPER – toughened paper, perforated with tiny holes

PETIT POINT – tiny stitches, one quarter the size of a cross stitch, for detailed areas of stitching

PLASTIC CANVAS – a plastic alternative to fabric, ideal for making decorations and bookmarks

SAMPLER – traditional stitching, demonstrating a variety of stitches

SATIN THREADS – silky threads that add a subtle sheen

SKELIN – an 8m length of stranded cotton, divisible into six strands

STITCH COUNT – the number of stitches (vertical and horizontal) that make up a design

STITCHING OVER TWO – term used to describe stitching over two threads on evenweave fabric

WADDING – padding used to add depth to stitching when it's mounted inside cards

WASTE CANVAS – loosely woven fabric, held together with soluble glue. Often used to add designs to clothes and softer fabrics

WHOLE STITCH – a complete cross stitch as opposed to half, quarter and three-quarter stitches

Sweet kisses

Margaret Sherry's cute characters are simply a joy to stitch!



Little angel

Watch over a loved one with seven mini hoop designs



and more in issue 223

Home for Christmas

Make your own rustic-style gifts and cards with Lesley Teare



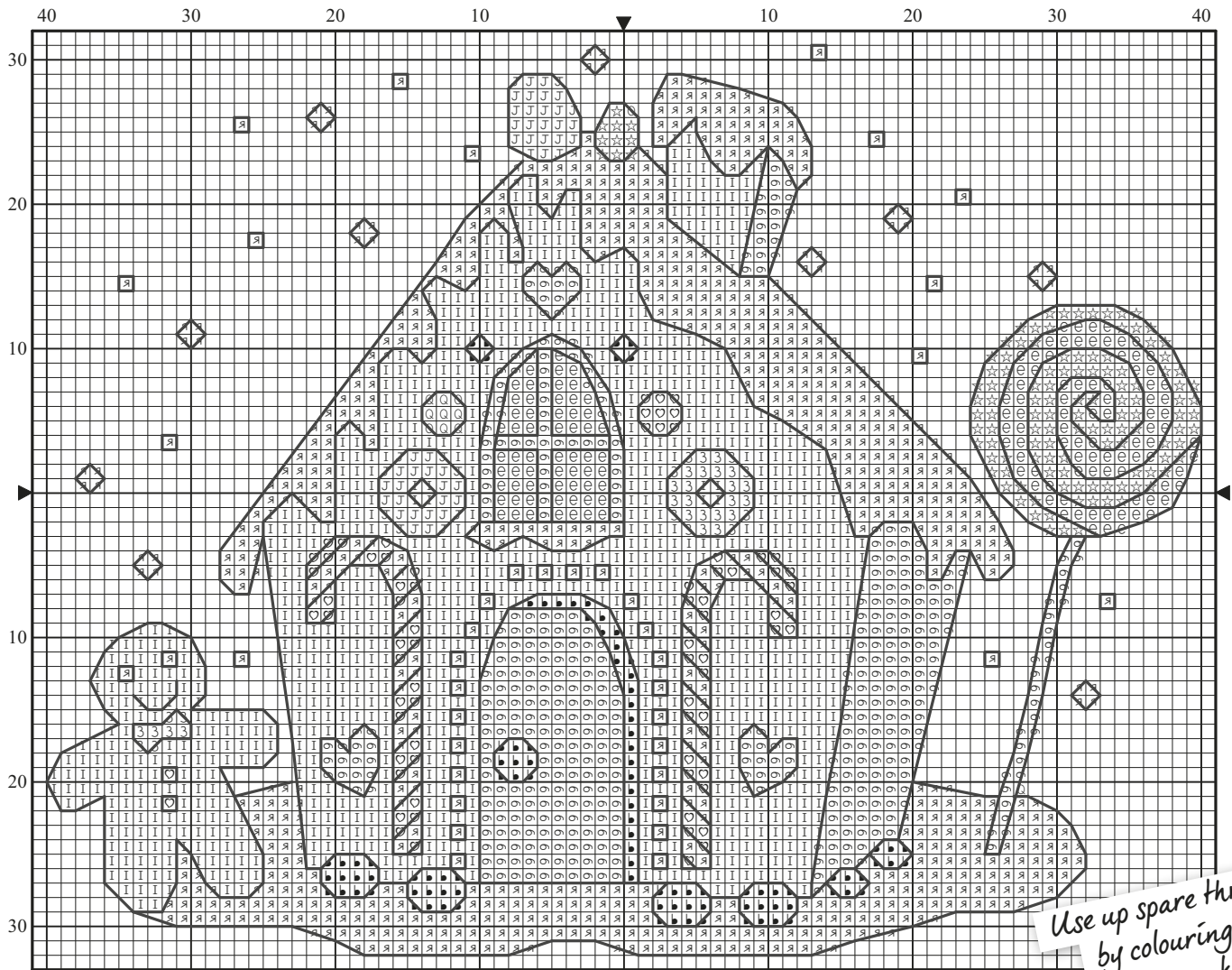
Modern makes

Brighten up the winter with zany folk art!

From all good newsagents

To subscribe ☎ 0844 844 0388

Contents are subject to change.



Use up spare threads by colouring in your own key!

Colour craze!

Love the recent trend of adult colouring books? Now you can doodle with cross stitch, too!

Colouring books for grown-ups may be the new big thing, but we tend to favour threads over pencils here at *Crazy!* Freehand stitching is our answer to the crafty relaxation craze. Soothe away the stresses of the day with a delightful gingerbread house design that's all ready for you to stitch freehand. Choose your threads and colour in the chart above to match the hues of your cottons – we suggest some bright candy colours for this sweet-lover's dream! Free from the constraints of a strict pattern, your delightful doodle will be truly unique. Don't forget to send us a photo of your stitched-up design to win a prize! ●

WIN! 10 Madeira metallic threads plus scissors!

Send us a photo of your gingerbread house to enter! Email rachel@cross-stitching.com or label your envelope 'Just for fun 222 giveaway' and send to the address on page 3. You can also enter online at www.cross-stitching.com/win. For T&Cs turn to page 63.



Gingerbread house

✳ Cross stitch in two strands

Write your thread shade here

Я

I

J

Q

♡

▣

○

⊖

3

☆

✳ Backstitch in one strand

✳ Whole stitches only

Stitch count 63 (h) x 80 (w)
Design area on 14-count fabric
11.5x14.5cm (4¹/₂x5³/₄in)

We're back with the highlight of the crafting calendar...



The
GREAT BRITISH
CRAFT
Festival.

MADE
IN
BRITAIN

MIDLANDS

1st & 2nd OCTOBER 2016

**STONELEIGH PARK
WARWICKSHIRE**

1,000's of FREE Make & Take sessions
VIP Workshop places are available but sell out fast! See website for details.

TICKETS ON SALE NOW!

www.greatbritishcraft.co.uk

HERITAGE Crafts

Working with talented artists to produce beautiful counted cross stitch designs



Christmas Kittens by Peter Underhill - 26 x 13cm



I Hate Christmas by Peter Underhill - 18 x 13.5cm



Happy Hens by Karen Carter - 20 x 11cm



A Hoot of Owls by Karen Carter - 20 x 11cm



Beach Huts by Karen Carter - 20 x 11cm



Fish 'n' Chips by Karen Carter - 20 x 11cm



Scarecrow
by Karen Carter - 12 x 19cm



Bird Bath
by Karen Carter - 12 x 19cm



Fox
by Karen Carter - 12.5 x 12.5cm



Mouse
by Karen Carter - 12.5 x 12.5cm



Lock Keeper's Cottage
by John Clayton - 12.5 x 12.5cm



By The Canal
by John Clayton - 12.5 x 12.5cm



just wishing...



just lovely



just married



just for you



just a hug!



just because...



just for you



just because...



just to say...



just a hug!



just to say...

Justin Bear Greeting Cards by Peter Underhill
Kits include card and envelope

Justine Bear Greeting Cards by Peter Underhill
Kits include card and envelope



Megan in Miniature
by John Clayton - 13 x 13cm



Alice in Miniature
by John Clayton - 13 x 13.5cm



Amelia in Miniature
by John Clayton - 11 x 13cm



Rachel in Miniature
by John Clayton - 13 x 13.5cm

Heritage Crafts Ltd. Redbrook Lane, Rugeley, Staffordshire WS15 1QU
Telephone : 01889 575256 Email : enquiries@hcrafts.com



www.facebook.com/
heritagecraftsltd



www.twitter.com/
heritagecrafts

You can see our full range of cross stitch kits, charts & fabric at www.hcrafts.com